

USD 320 Wamego-Phase 3-Bid Package 2- WHS Remodel: Food Service, Structural, Doors, Glass, MEP, Lockers

Addendum 1

Issue Date: 4-3-18

Architect: BBN Architects Inc.

MEP: Orazem & Scalora Engineering, P.A.

Civil Engineer: SMH Consultants

Construction Manager: Coonrod & Associates Construction Co., Inc.


Owner: USD 320 Wamego

The attached documents and / or items below shall hereby become part of the Construction Documents for the referenced project above.

1-1: The attached bid scopes shall become part of the bid documents.

1-2: The following revisions are to be made to 11 40 00 FOOD SERVICE EQUIPMENT, paragraph 2.4 LIST OF EQUIPMENT - HIGH SCHOOL FACS AND PRE-K:

- ITEM NO. A8 – TABLE: At subparagraph A., replace second sentence with the following: "Overall 30"W x 60"L x 36"H."
- ITEM NO. A18-SCALE; PORTION CONTROL Replace subparagraph A with the following: A. Provide Detecto model AP-20 Portion Control Scale, overall 2.75"H x 7.5"H x 7"D. Platform size 6.75"W x 5.25"D. .5" H LED display. Capacity 19.99 lb x 0.01 lb. A/C power.
- ITEM NO. D1 - TABLE; MOVEABLE STUDENT: At subparagraph A.1, delete the words "two (2)" and replace with "three (3)".
- ITEM NO. D2 - TABLE; MOVEABLE STUDENT – ACCESSIBLE: At subparagraph A.1, delete the words "two (2)" and replace with "three (3)".



1-3: The sheets listed below and attached are to replace the current sheets in the plans.

- **A103-EXISTING LOCKER ROOMS**
- **A104-NEW LOCKER ROOMS**
- **A105-FACS FIRST FLOOR**
- **A202-INTERIOR ELEVATIONS**
- **A203-INTERIOR ELEVATIONS**
- **A204-INTERIOR ELEVATIONS**
- **A205-INTERIOR ELEVATIONS**
- **A206-INTERIOR ELEVATIONS**
- **A207-INTERIOR ELEVATIONS**
- **A208-INTERIOR ELEVATIONS**
- **A601-FINISH SCHEDULE**
- **D104-DEMO PLAN-NEW LOCKER ROOMS**
- **FS1.01-FACS EQUIPMENT PLAN**

1-4: The current TABLE OF CONTENTS, PAGE 2, shall be replaced by the attached TABLE OF CONTENTS, PAGE 2. Clarification: Specification sections 061000, 064113 and 079200 are NOT part of this bid package. They are part of PH3 BP3.

1-5: Bidders are asked to submit their bid on the attached bid form. Clarifications may be attached to the bid form.

END OF ADDENDUM

USD 320 WAMEGO SCHOOL DISTRICT IMPROVEMENTS

BBN ARCHITECTS INC.

MARCH 31, 2018

TABLE OF CONTENTS

Section	Title	Original Issue Date	Latest Issue Date
DIVISION 05 – METALS			
05 12 00	Structural Steel Framing	07/07/17	
05 21 00	Steel Joist Framing.....	07/07/17	
05 31 00	Steel Decking.....	07/07/17	
05 40 00	Cold-Formed Metal Framing.....	07/07/17	
05 50 00	Metal Fabrications	07/07/17	
05 52 13	Pipe and Tube Railings.....	07/07/17	
05 58 00	Formed Metal Fabrications.....	07/07/17	
DIVISION 06 – WOOD, PLASTICS, AND COMPOSITES			
06 10 00	Rough Carpentry.....	07/07/17	
06 17 53	Shop Fabricated Wood Trusses	07/07/17	
06 41 13	Wood-Veneer-Faced Architectural Cabinets.....	03/30/18	
06 41 16	Plastic Laminate Faced Architectural Cabinets.....	07/07/17	
DIVISION 07 – THERMAL AND MOISTURE PROTECTION			
07 01 50	Preparation for Re-Roofing.....	03/31/17	04/13/17
07 13 26	Self-Adhering Sheet Waterproofing	07/24/17	
07 19 00	Water Repellents.....		
07 21 00	Thermal Insulation.....	07/07/17	
07 24 19	Water-Drainage Exterior Insulation and Finish System (EIFS)	07/07/17	
07 27 26	Fluid-Applied Membrane Air Barriers	12/05/17	
07 31 13	Asphalt Shingles	07/07/17	07/24/17
07 41 16	Standing Seam Metal Roof Panels.....	03/31/17	11/17/17
07 42 19	Insulated Metal Wall Panels	08/31/17	
07 42 93	Soffit Panels.....	07/07/17	
07 52 13	APP Modified Bituminous Membrane Roofing	07/12/17	07/24/17
07 71 00	Roof Specialties	07/07/17	07/24/17
07 72 00	Roof Accessories	07/07/17	
07 72 46	Roof Walkways.....	03/07/18	
07 72 53	Snow Guards.....	03/31/17	
07 92 00	Joint Sealants	07/07/17	
07 95 00	Expansion Joint Cover Assemblies.....	11/17/17	
DIVISION 08 – OPENINGS			
08 11 13	Hollow Metal Doors and Frames.....	07/07/17	11/17/17
08 14 16	Flush Wood Doors.....	11/17/17	
08 31 13	Access Doors and Frames.....	07/26/17	
08 33 13	Coiling Counter Doors.....	07/07/17	
08 33 23	Overhead Coiling Doors	07/07/17	
08 36 13	Sectional Doors.....	08/31/17	
08 41 13	Aluminum Framed Entrances and Storefronts	07/07/17	11/17/17
08 51 13	Aluminum Windows.....	11/17/17	
08 71 00	Door Hardware - Sports Complex	07/07/17	
08 71 10	Door Hardware - Central Kitchen.....	07/07/17	
08 71 20	Door Hardware - Multipurpose Building.....	08/31/17	
08 71 30	Door Hardware - Science Wing.....	11/17/17	

USD 320 Wamego- PH3 BP2- Wamego High School Remodel: Food Service, Structural, Doors, Glass, MEP, Lockers

These are the preferred bid scopes. It is the intent to select the lowest, responsible bidder or combination of bidders to provide the most benefit economically to the owner. The owner, architect, engineer and / or construction manager reserve the right to reject any and all bids.

BID SCOPES

BID SCOPES	Specification Section Name	Description
03A-Concrete		
03.30.00	Cast in Place Concrete- Complete- Slab on grade prep and pour back at ALL new underground plumbing, tear out and new walls. The existing weight room (new locker rooms) will have ALL slab on grade demolished (not in this scope). The pour back of this area will be in this scope. Includes footing excavation.	Complete- Labor, material and equipment
04A-Masonry		
04.20.00	Unit Masonry	Complete- Labor, material and equipment
05A-Structural Steel Supply		
05.12.00	Structural Steel Framing	Furnish and deliver to site, only.
05.50.00	Metal Fabrications	Furnish and deliver to site, only.
05B-Structural Steel Erection		
05.12.00	Structural Steel Framing	Installation only
05.50.00	Metal Fabrications	Installation only
08A-Doors / Frames Supply		
08.11.13	Hollow Metal Doors and Frames	Furnish and deliver to site, only.
08.14.16	Flush Wood Doors	Furnish and deliver to site, only.
08.31.13	Access Doors & Frames	Furnish and deliver to site, only.
08B-Windows / Glass		
08.51.13	Aluminum Windows	Complete- Labor, material and equipment
08.80.00	Glazing	Complete- Labor, material and equipment
10A-Toilet Compartments		
10.21.19	Toilet Compartments	Furnish material only to jobsite
10B- Lockers		
10.51.15	Metal Athletic Lockers	Complete- Labor, material and equipment
11A-Food Service Equipment		
11.40.00	Food Service Equipment	Complete- Labor, material and equipment to install in place
10C-Fire Protection Specialties-Material		
22A-Mechanical- HVAC, Plumbing		
ALL of Division 22, 23 and 25	Plumbing	Complete- Labor, material and equipment
	Excavation for your work, including below slab piping.	Complete- Labor, material and equipment
	Core drilling / cut outs of existing material for your work	Complete- Labor, material and equipment
26A-Electrical		
ALL of Division 26	Electrical	Complete- Labor, material and equipment
	Excavation for your work, including below slab piping.	Complete- Labor, material and equipment
	Core drilling / cut outs of existing material for your work	Complete- Labor, material and equipment

Sub-Contract / Material Supplier Bid Form

**USD 320 Wamego Schools- PH3 BP2-
WHS Remodel: Food Service, Structural,
Doors, Glass, MEP, Lockers**
Project: Wamego, KS

Architect: BBN Architects Inc.
MEP Engineer: Orazem & Scalora Engineering, P.A.
Construction Manager: Coonrod & Associates Construction Co., Inc.

Date: _____

Bidder Company Name: _____

Bidder Address: _____

Bidder Contact Name: _____

Scope of Work / Bid Scope (Reference Bid Scopes issued by CM):
Scope clarifications may be attached to this bid form.

[Empty rectangular box for scope clarifications]

Base Bid:

In compliance with the Instructions to Bidders, plans, specifications / project manual and any and all addenda for this project, the undersigned agrees to fully furnish all material and equipment and perform all labor for above scope of work and/or bid package designated, for the lump sum of


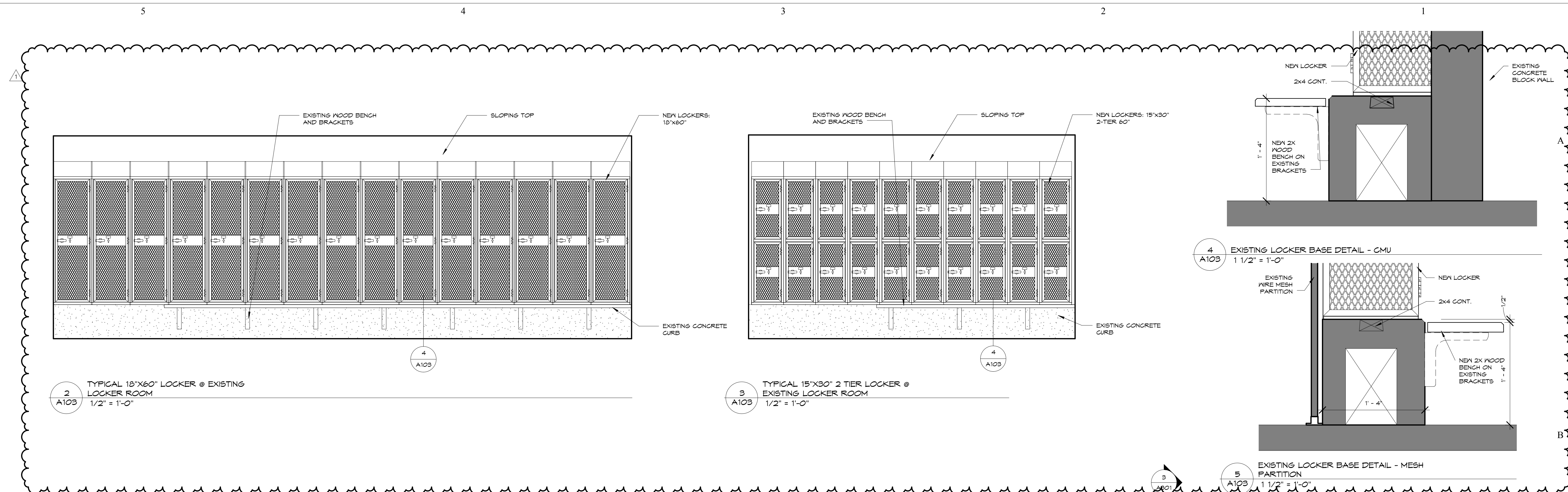
_____ Dollars

(\$ _____)

Unit Prices: N/A

Bid Alternates:

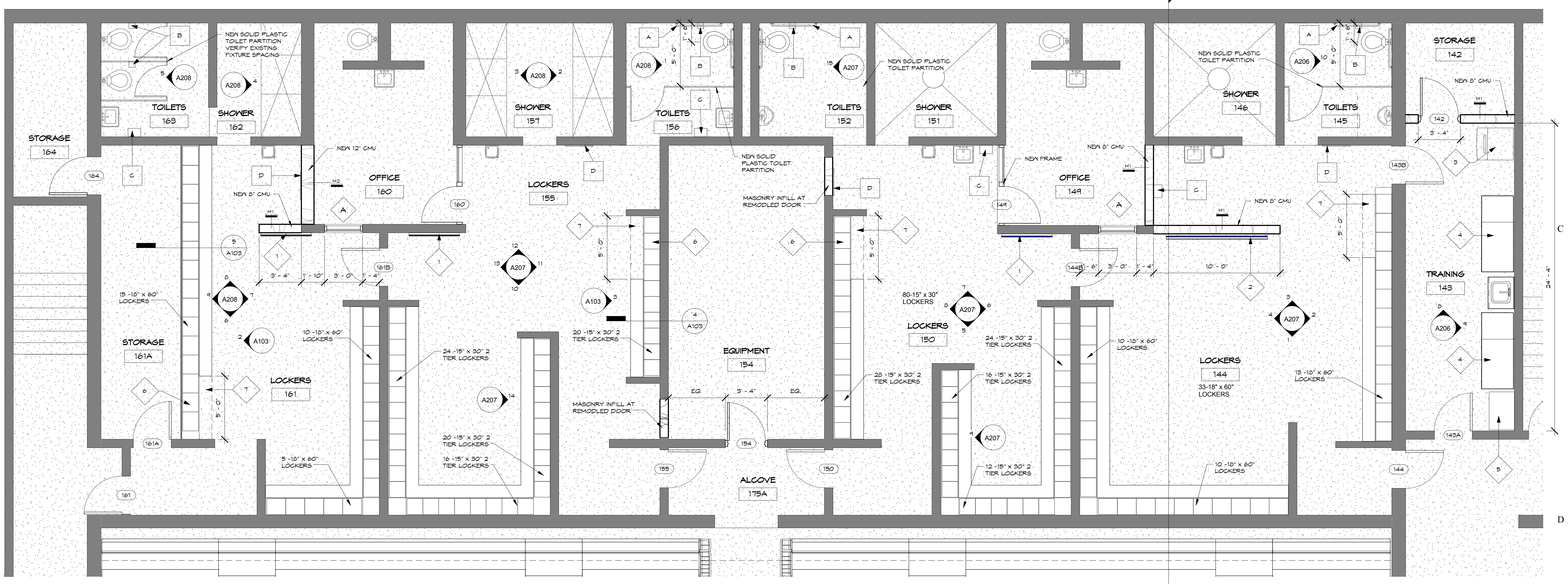
		ADD	DEDUCT
Alternate	# _____	\$ _____	\$< _____ >
Alternate	# _____	\$ _____	\$< _____ >
Alternate	# _____	\$ _____	\$< _____ >
Alternate	# _____	\$ _____	\$< _____ >



BBN
BBN ARCHITECTS INC
228 POYNTZ AVENUE
MANHATTAN, KANSAS 66502
PH: 785-776-4912 - FAX: 785-776-0944
WWW.BBNARCHITECTS.COM

Information provided on the drawings regarding existing conditions has been obtained from the best source available, but cannot be guaranteed in all respects. Contractor shall verify all such information prior to proceeding with any new work that may be affected. Include as part of the contract all work required to produce the indicated result. All drawings and written material appearing herein constitute the original and unpublished work of the Architect, and same may not be duplicated, used or disclosed without the written consent of the Architect.

- PLAN NOTES**
- 4' X 4' MARKER BOARD
 - 4' X 6' MARKER BOARD
 - ICE MACHINE
 - TRAINING TABLE - BY OWNER
 - TALL STORAGE CABINET - BY OWNER
 - ACCESSIBLE LOCKER
 - REMOVE PORTION OF EXISTING WOOD BENCH AND BRACKETS. REINSTALL BRACKET TO SUPPORT END OF REMAINING BENCH.
 - WASHER / EXTRACTOR
 - HIGH CAPACITY CLOTHES DRYER
 - 4'-0" X 4'-6" X 6" TH. RAISED CONG. PAD
 - 4'-6" X 4'-0" X 6" TH. RAISED CONG. PAD



- TOILET ACCESSORIES KEY**
- A GRAB BARS - 36" AND 42"
 - B TOILET TISSUE DISPENSER - BY OWNER
 - C PAPER TOWEL DISPENSER - BY OWNER
 - D 24" X 60" ANGLE FRAME MIRROR
 - E 18" X 30" ANGLE FRAME MIRROR
 - F SOAP DISPENSER - BY OWNER
 - G 5'-0" X 5'-0" PLATE MIRROR

REV	DESC	DATE
1	ADDENDUM 1	3-29-18

Project Number: **16036**
Date: **3/23/18**

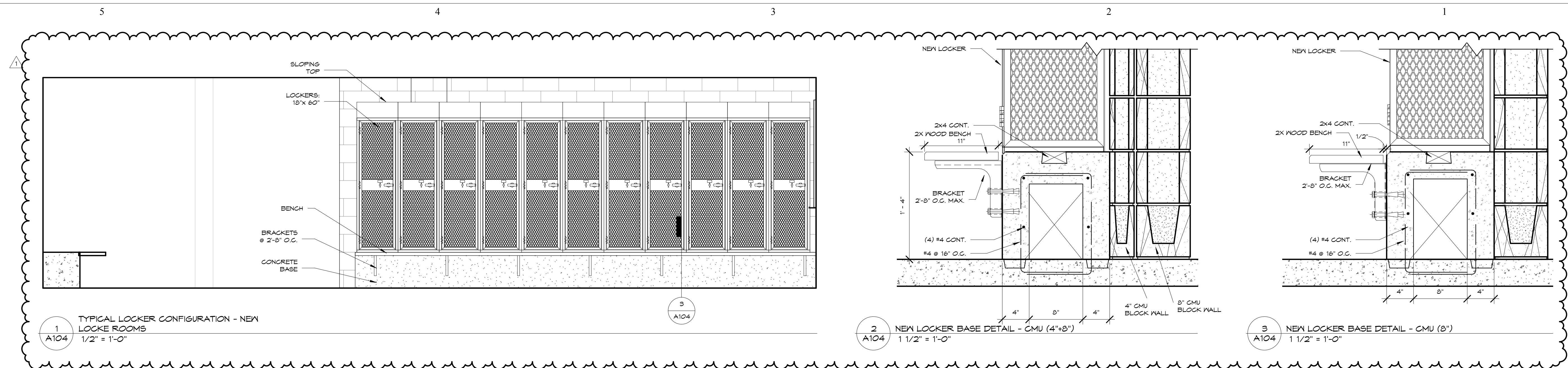
Project Name:
USD 320 WAMEGO HIGH SCHOOL IMPROVEMENTS

Project Address:
**801 LICNOLN AVENUE
WAMEGO, KS 66547**

Sheet Title:
EXISTING LOCKER ROOMS

Sheet:
A103


1
A103
EXISTING P.E. LOCKERS - FLOOR PLAN
1/4" = 1'-0"



1 TYPICAL LOCKER CONFIGURATION - NEW LOCKER ROOMS
1/2" = 1'-0"

2 NEW LOCKER BASE DETAIL - CMU (4'x8")
1 1/2" = 1'-0"

3 NEW LOCKER BASE DETAIL - CMU (8")
1 1/2" = 1'-0"



BBN ARCHITECTS INC
228 POYNITZ AVENUE
MANHATTAN, KANSAS 66502
PH: 785-776-4912 - FAX: 785-776-0944
WWW.BBNARCHITECTS.COM

Information provided on the drawings regarding existing conditions has been obtained from the best source available, but cannot be guaranteed in all respects. Contractor shall verify all such information prior to proceeding with any new work that may be affected. Include as part of the contract all work required to produce the indicated result. All drawings and written material appearing herein constitute the original and unpublished work of the Architect, and same may not be duplicated, used or disclosed without the written consent of the Architect.

PLAN NOTES

- 4' X 4' MARKER BOARD
- 4' X 8' MARKER BOARD
- ICE MACHINE
- TRAINING TABLE - BY OWNER
- TALL STORAGE CABINET - BY OWNER
- ACCESSIBLE LOCKER
- REMOVE PORTION OF EXISTING WOOD BENCH AND BRACKETS. REINSTALL 1 BRACKET TO SUPPORT END OF REMAINING BENCH.
- WASHER / EXTRACTOR
- HIGH CAPACITY CLOTHES DRYER
- 4'-0" X 4'-6" X 6" TH. RAISED CONG. PAD
- 4'-6" X 4'-0" X 6" TH. RAISED CONG. PAD

- TOILET ACCESSORIES KEY
- A GRAB BARS - 36" AND 42"
 - B TOILET TISSUE DISPENSER - BY OWNER
 - C PAPER TOWEL DISPENSER - BY OWNER
 - D 24" X 60" ANGLE FRAME MIRROR
 - E 18" X 30" ANGLE FRAME MIRROR
 - F SOAP DISPENSER - BY OWNER
 - G 5'-0" X 5'-0" PLATE MIRROR

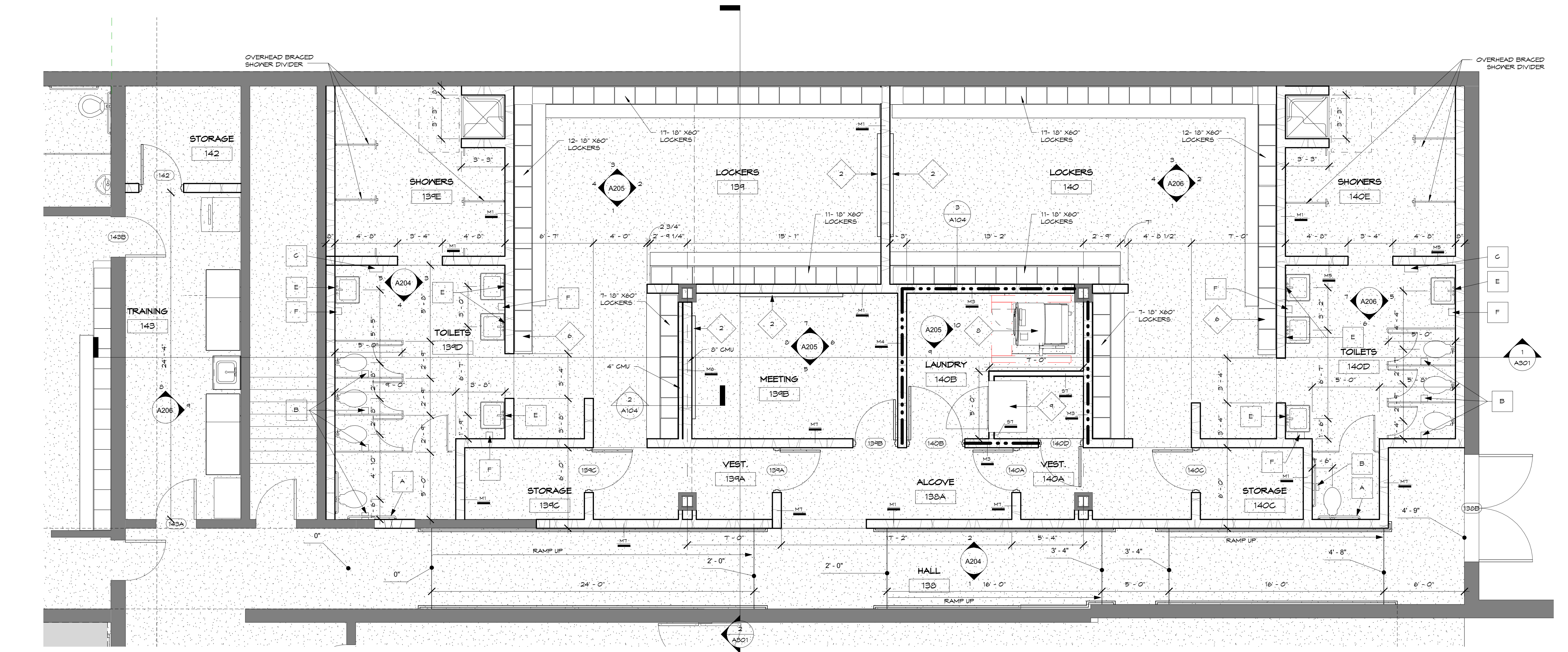
REV	DESC	DATE
1	ADDENDUM 1	3-29-18

Project Number: 16036
Date: 3/23/18

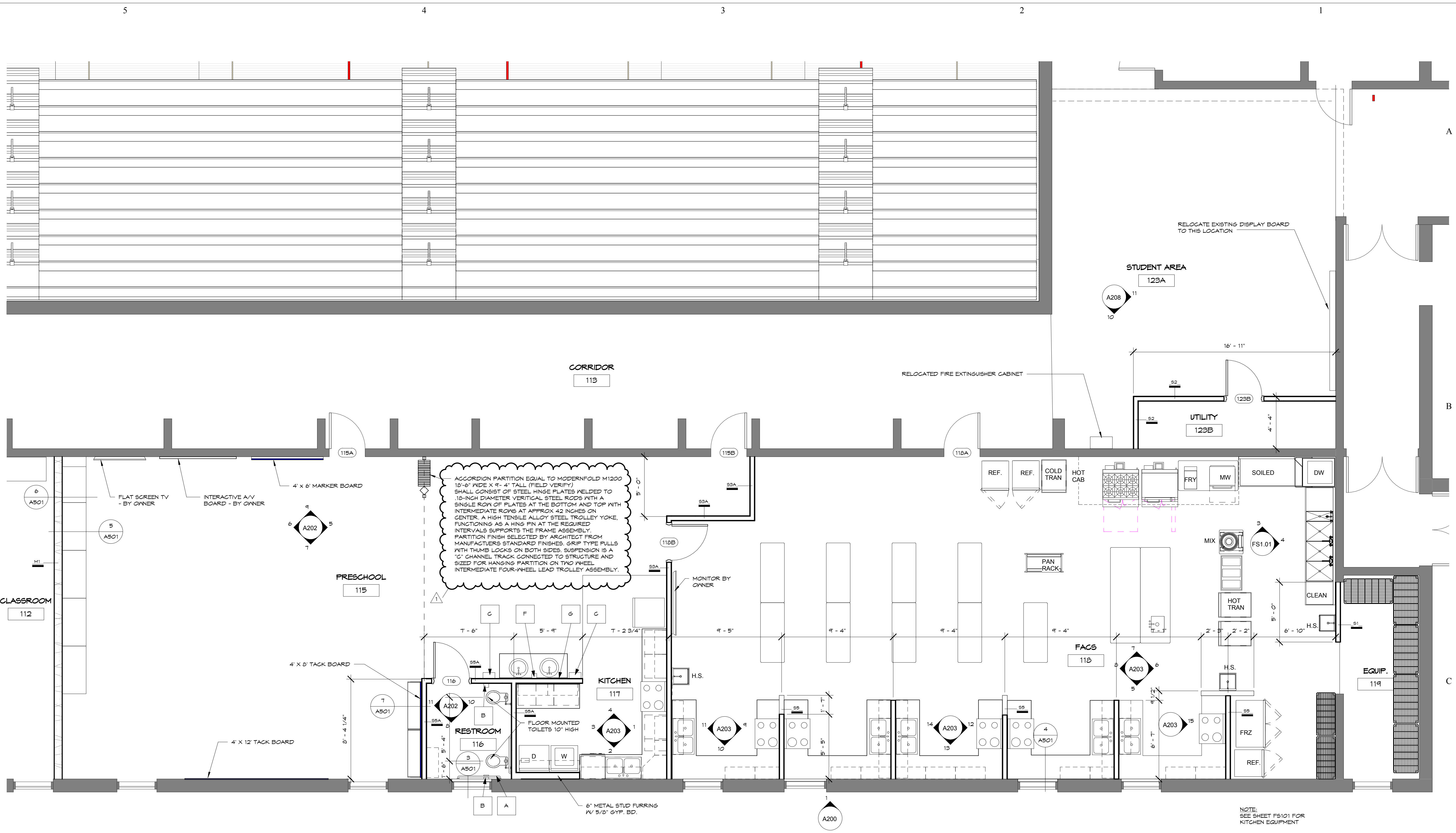
Project Name:
USD 320 WAMEGO HIGH SCHOOL IMPROVEMENTS
Project Address:
801 LICNOLN AVENUE
WAMEGO, KS 66547

Sheet Title:
NEW LOCKER ROOMS


Sheet:
A104



4 LEVEL 1 - NEW LOCKERS
1/4" = 1'-0"



1 LEVEL 1 - FACS
 A105 1/4" = 1'-0"



BBN
 BBN ARCHITECTS INC
 228 POYNITZ AVENUE
 MANHATTAN, KANSAS 66502
 PH: 785-776-4912 - FAX: 785-776-0944
 WWW.BBNARCHITECTS.COM

Information provided on the drawings regarding existing conditions has been obtained from the best source available, but cannot be guaranteed in all respects. Contractor shall verify all such information prior to proceeding with any new work that may be affected. Include as part of the contract all work required to produce the indicated result. All drawings and written material appearing herein constitute the original and unpublished work of the Architect, and same may not be duplicated, used or disclosed without the written consent of the Architect.

- TOILET ACCESSORIES KEY**
- A GRAB BARS - 36" AND 42" - BY OWNER
 - B TOILET TISSUE DISPENSER - BY OWNER
 - C PAPER TOWEL DISPENSER - BY OWNER
 - D 24" X 60" ANGLE FRAME MIRROR - BY OWNER
 - E 18" X 30" ANGLE FRAME MIRROR - BY OWNER
 - F SOAP DISPENSER - BY OWNER
 - G 5'-0" X 5'-0" PLATE MIRROR - BY OWNER

1	ADDENDUM 1	3-29-18
REV	DESC	DATE

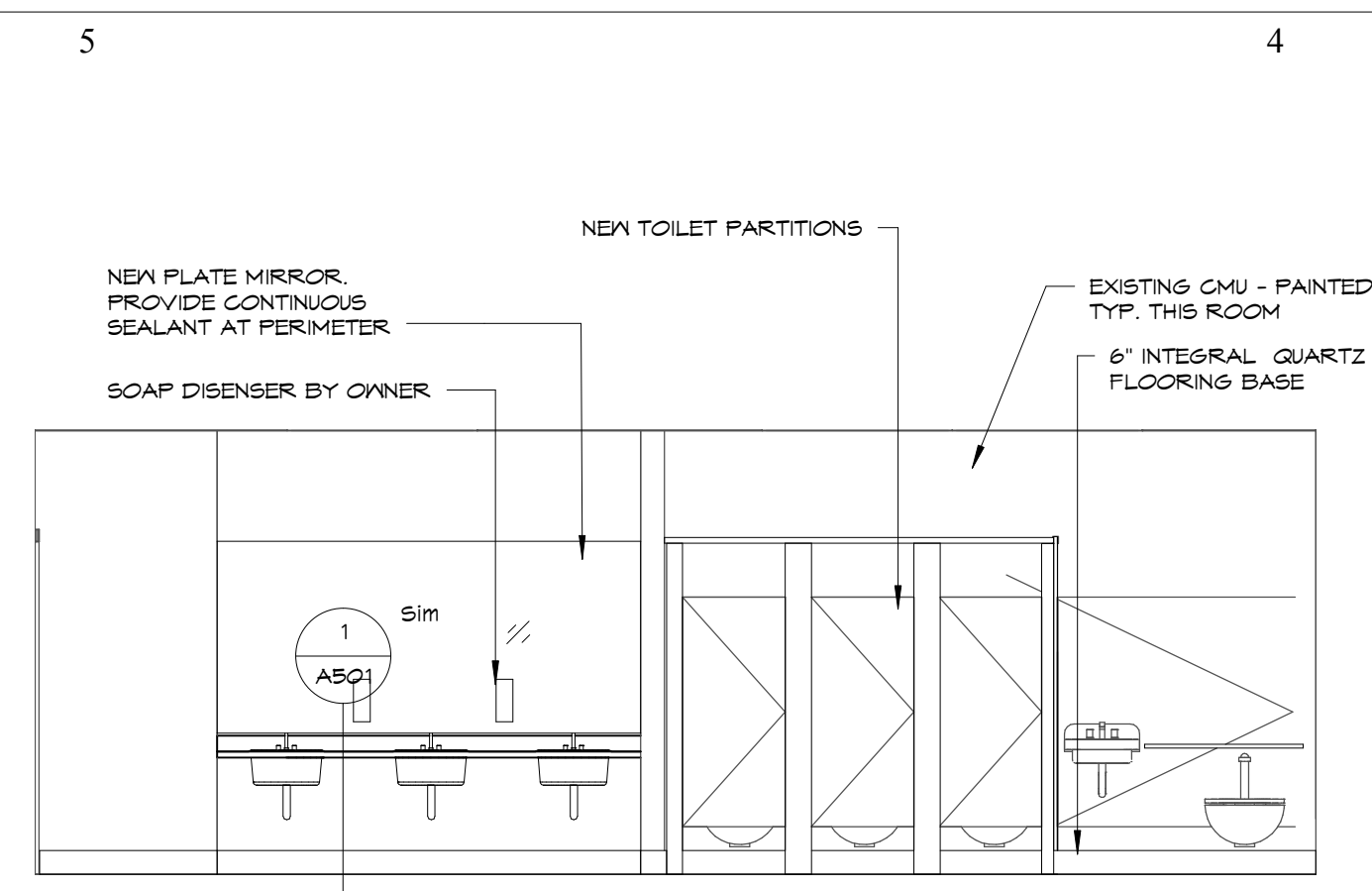
Project Number: **16036**
 Date: **3/23/18**

Project Name:
USD 320 WAMEGO HIGH SCHOOL IMPROVEMENTS

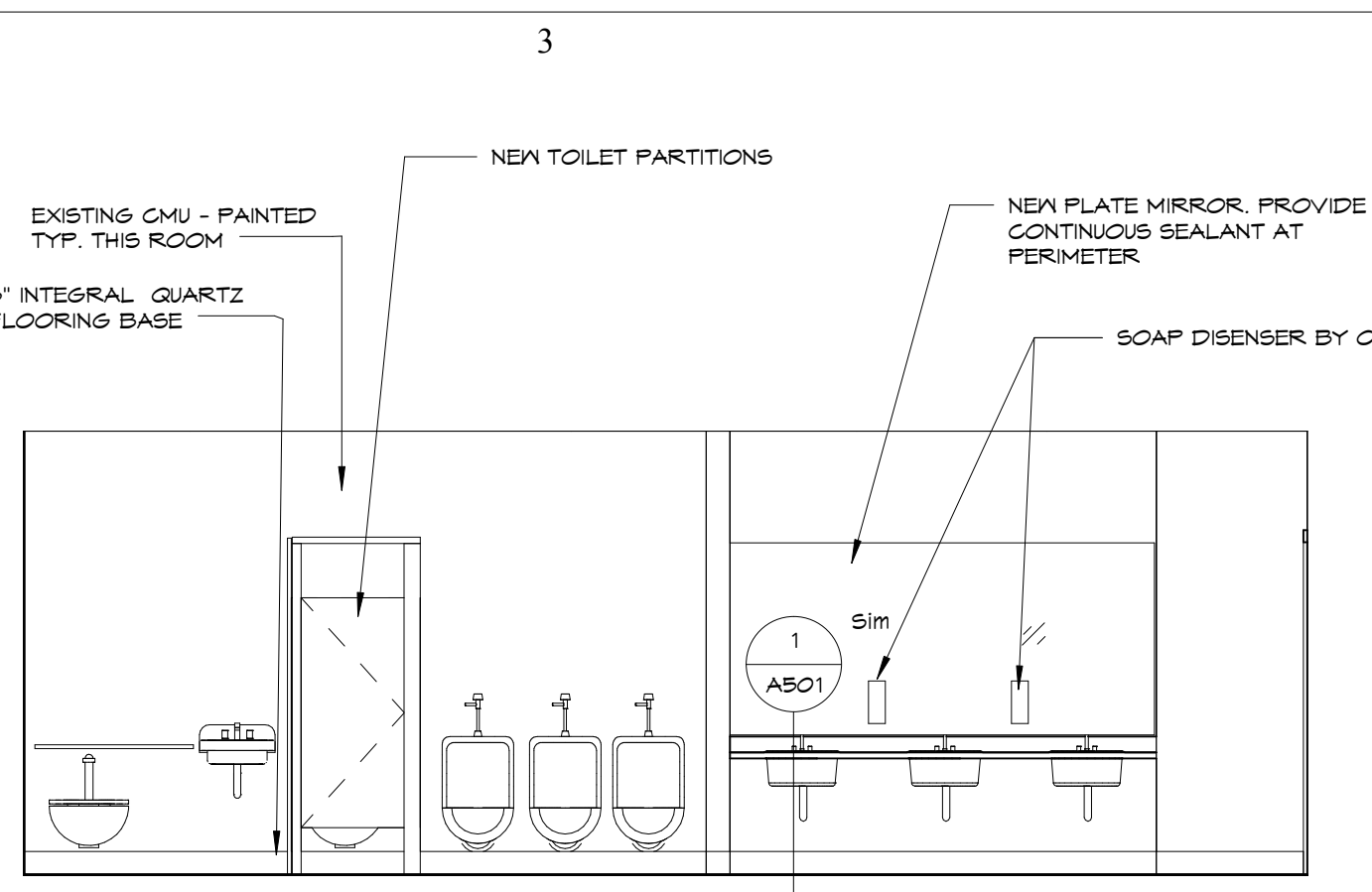
Project Address:
 801 LICNOLN AVENUE
 WAMEGO, KS 66547

Sheet Title:
FACS FIRST FLOOR

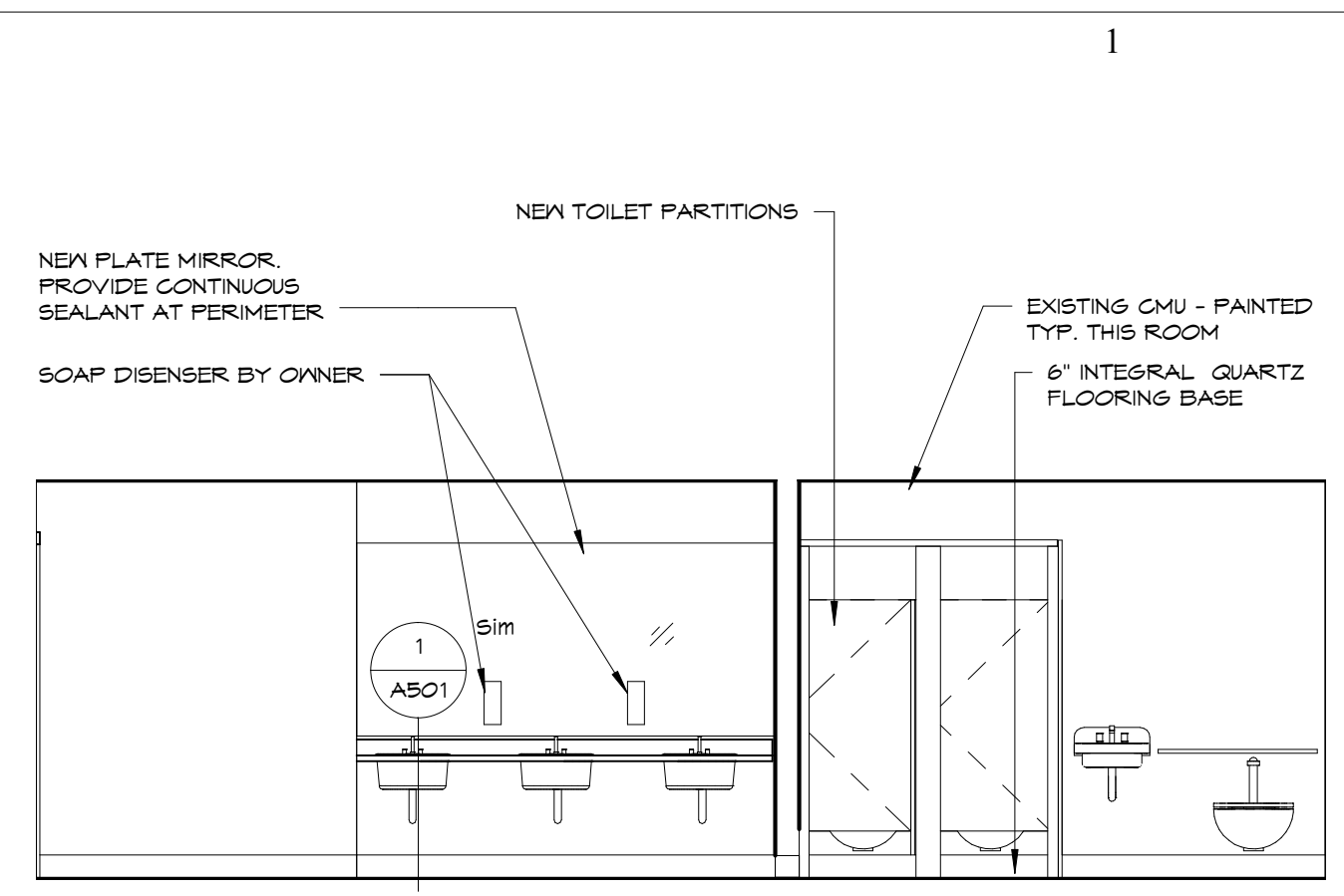
Sheet:
A105



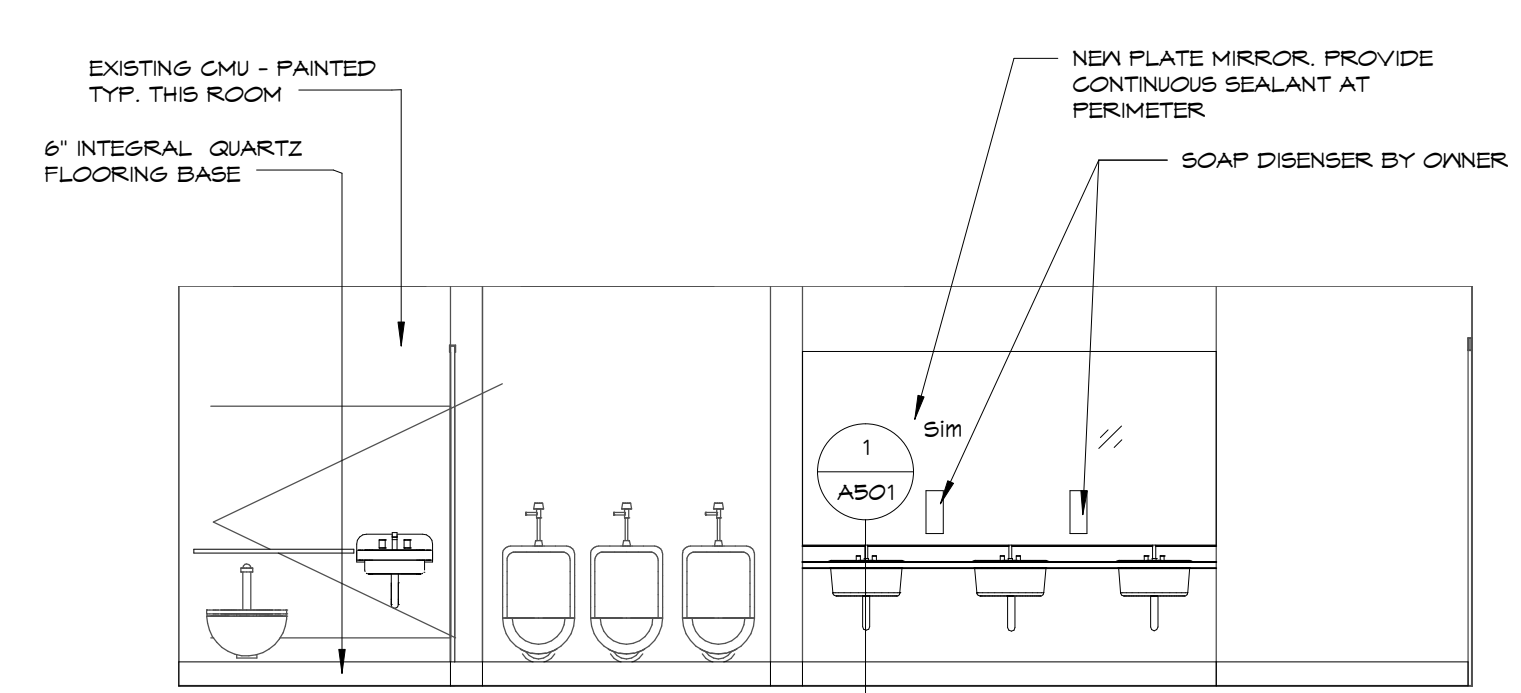
1
A202
110 WOMEN - NORTH WALL
1/4" = 1'-0"



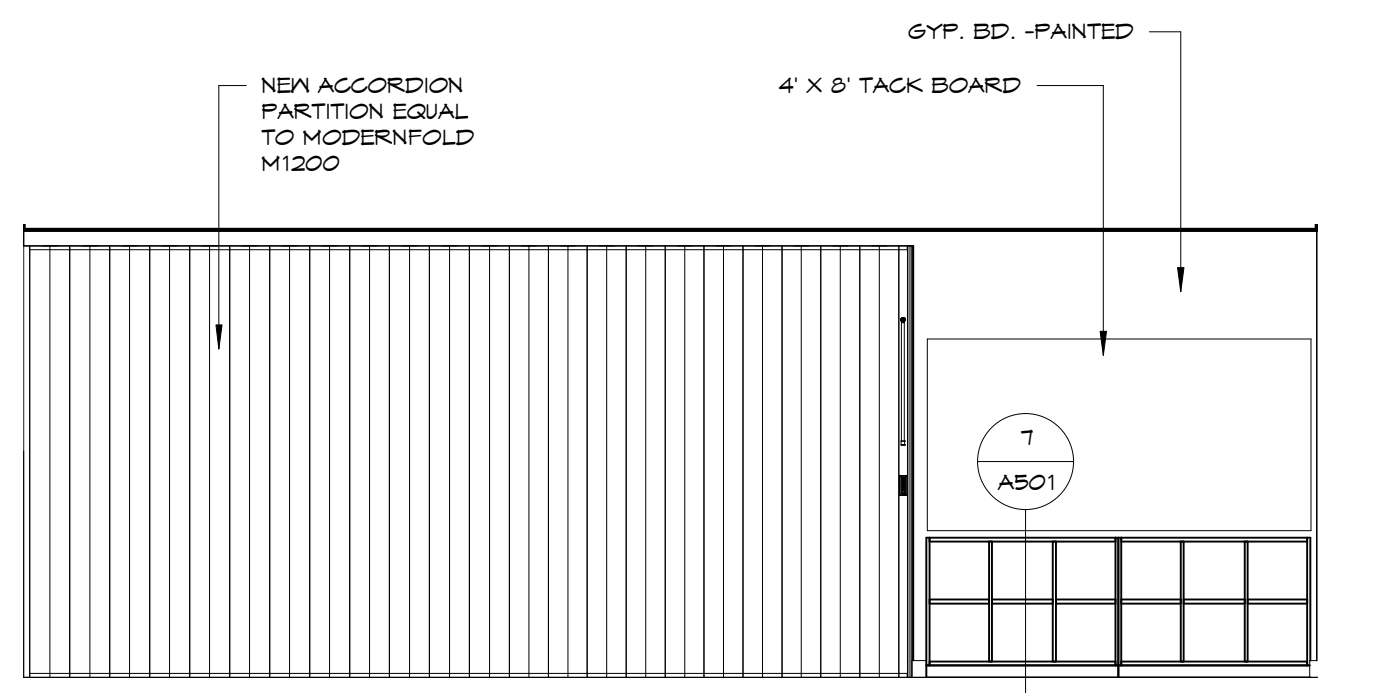
2
A202
111 MEN - SOUTH WALL
1/4" = 1'-0"



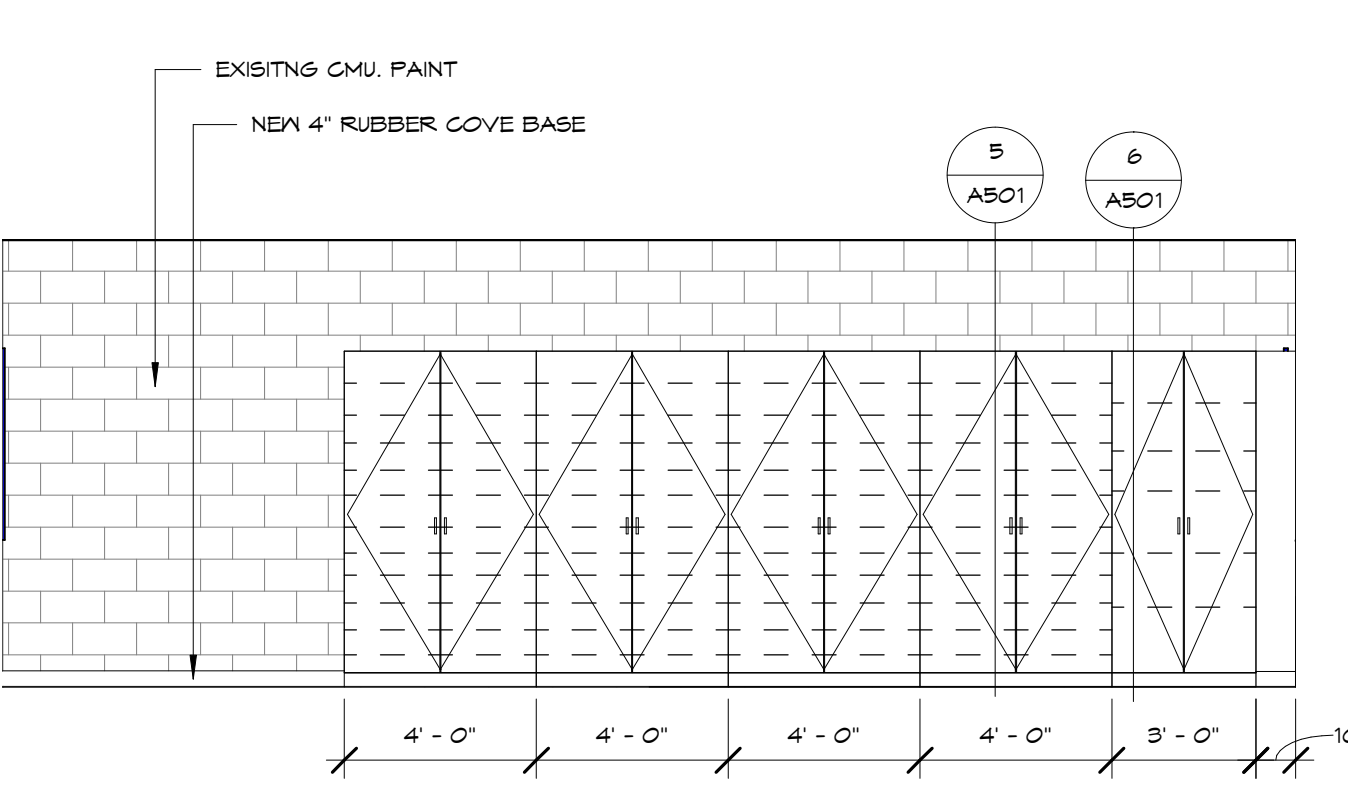
3
A202
205 WOMEN - NORTH WALL
1/4" = 1'-0"



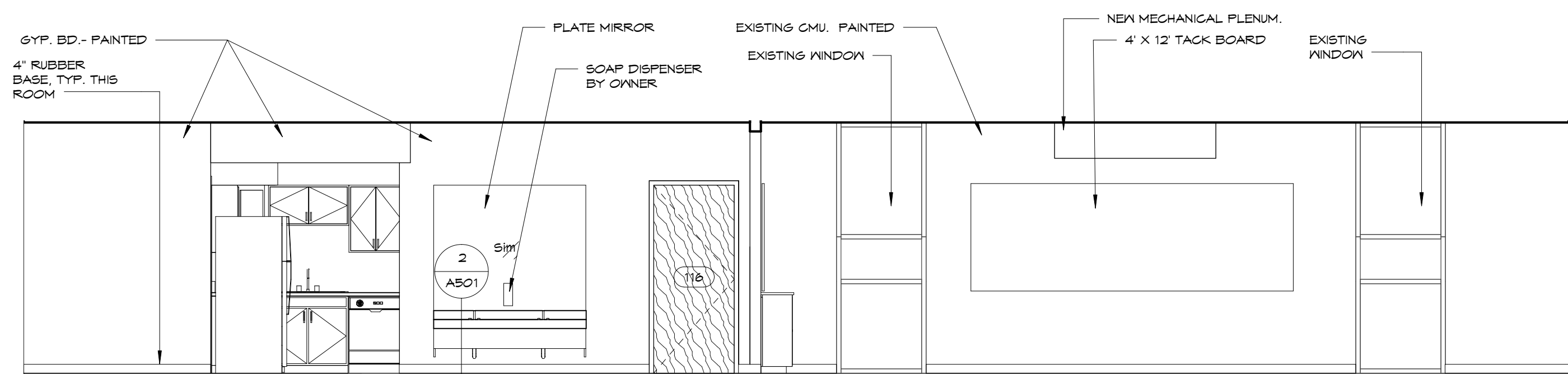
4
A202
206 MEN - SOUTH WALL
1/4" = 1'-0"



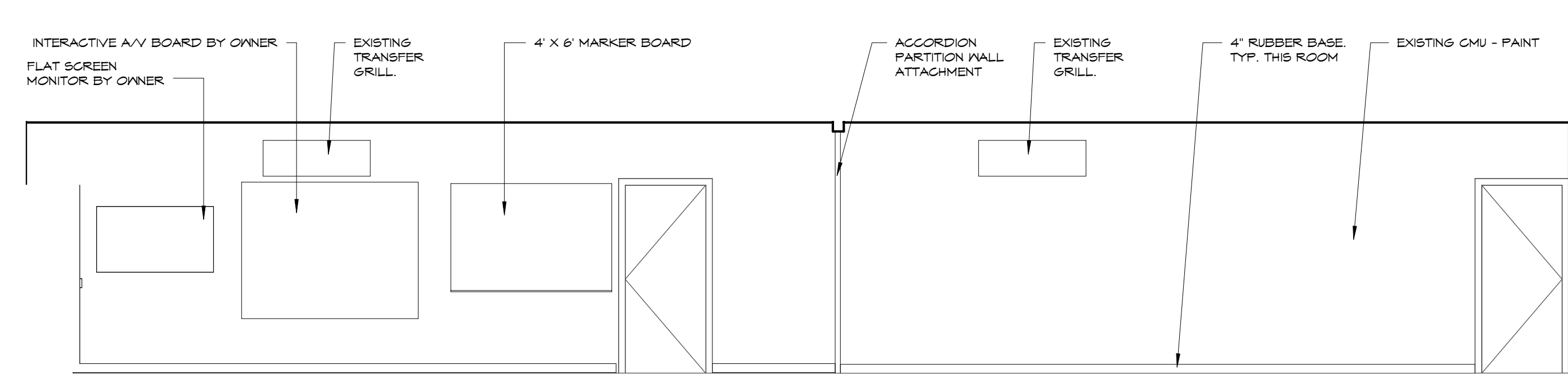
5
A202
115 PRESCHOOL - NORTH WALL
1/4" = 1'-0"



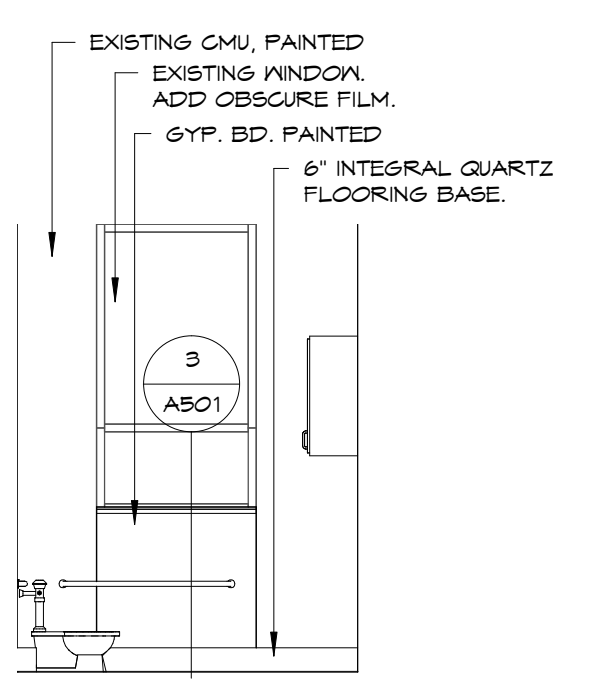
6
A202
115 PRESCHOOL - SOUTH WALL
1/4" = 1'-0"



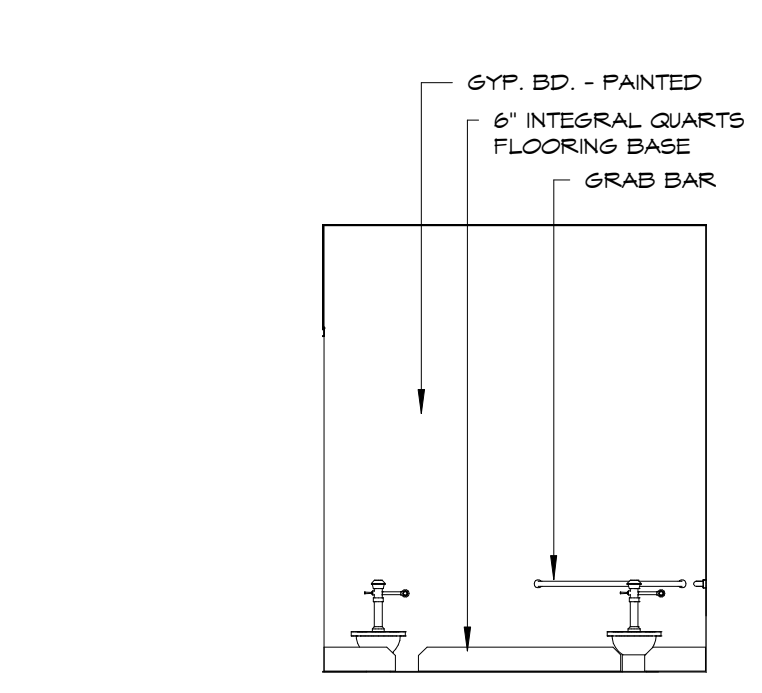
7
A202
115 PRESCHOOL - EAST WALL
1/4" = 1'-0"



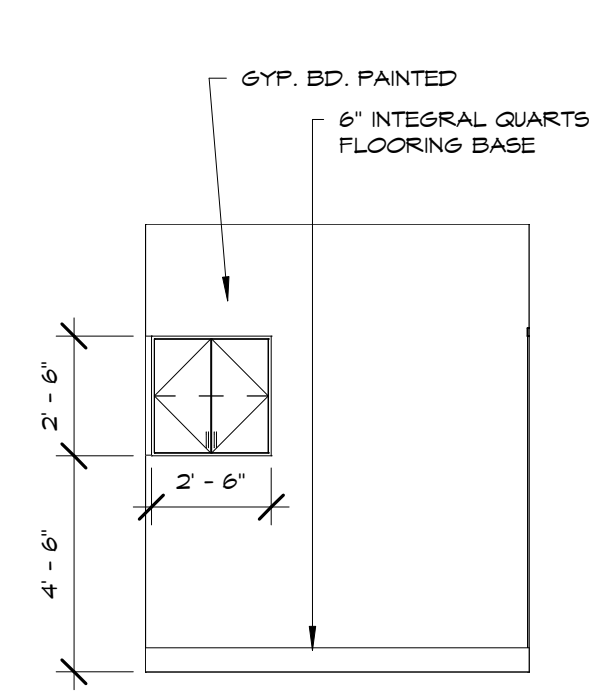
9
A202
115 PRESCHOOL - WEST WALL
1/4" = 1'-0"



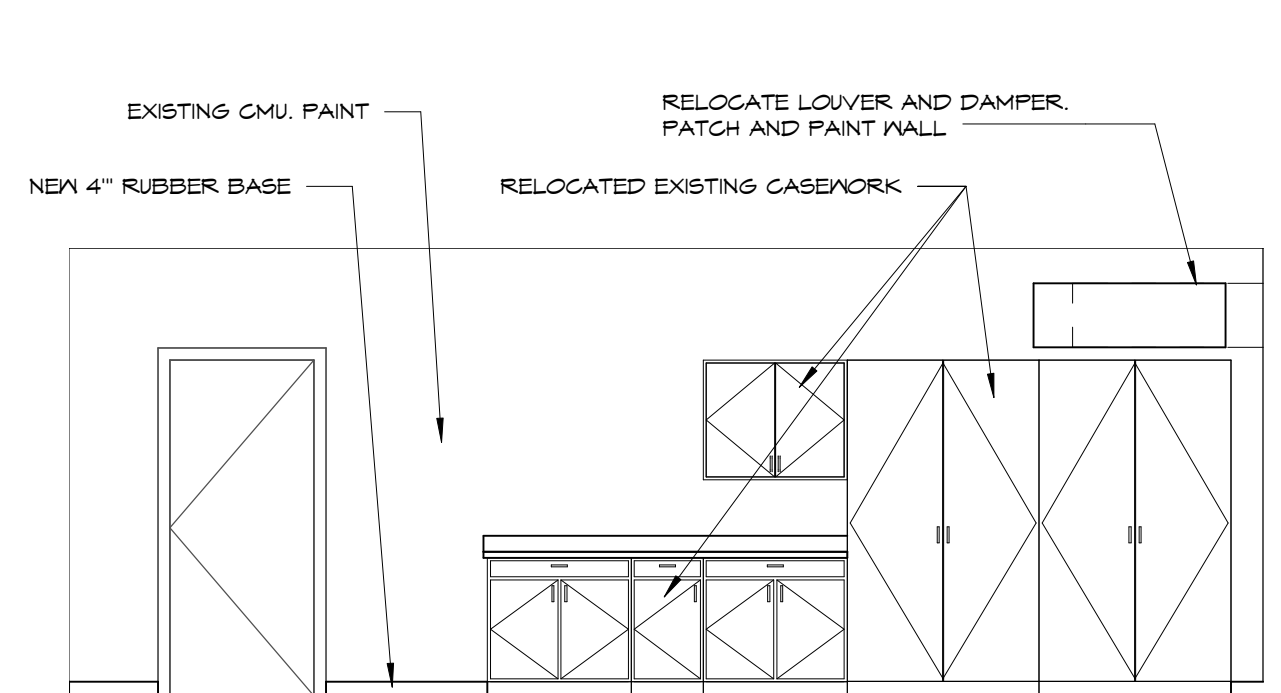
8
A202
116 TOILET - EAST WALL
1/4" = 1'-0"



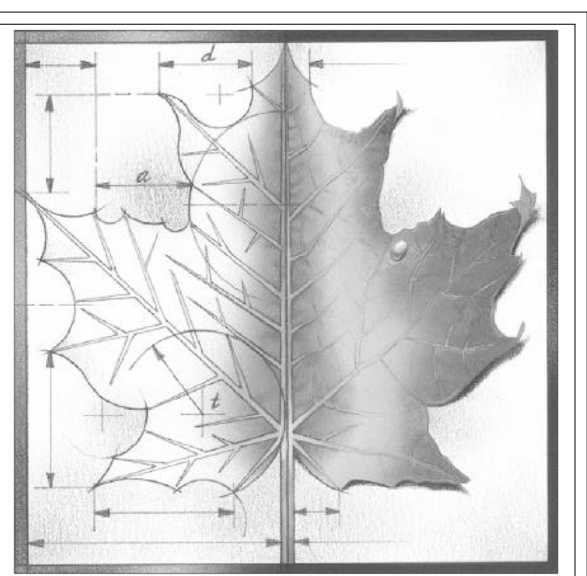
10
A202
116 TOILET - NORTH WALL
1/4" = 1'-0"



11
A202
116 TOILET - SOUTH WALL
1/4" = 1'-0"



12
A202
112 CLASSROOM - WEST WALL
1/4" = 1'-0"



BBN

BBN ARCHITECTS INC
228 POYNITZ AVENUE
MANHATTAN, KANSAS 66502
PH: 785-776-4912 - FAX: 785-776-0944
WWW.BBNARCHITECTS.COM

Information provided on the drawings regarding existing conditions has been obtained from the best source available, but cannot be guaranteed in all respects. Contractor shall verify all such information prior to proceeding with any new work that may be affected. Include as part of the contract all work required to produce the indicated result. All drawings and written material appearing herein constitute the original and unpublished work of the Architect, and same may not be duplicated, used or disclosed without the written consent of the Architect.

REV	DESC	DATE

Project Number: **16036**
Date: **3/23/18**


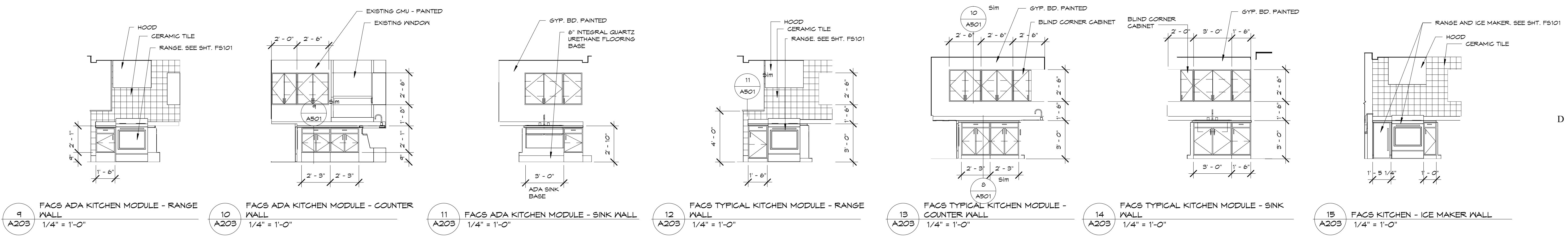
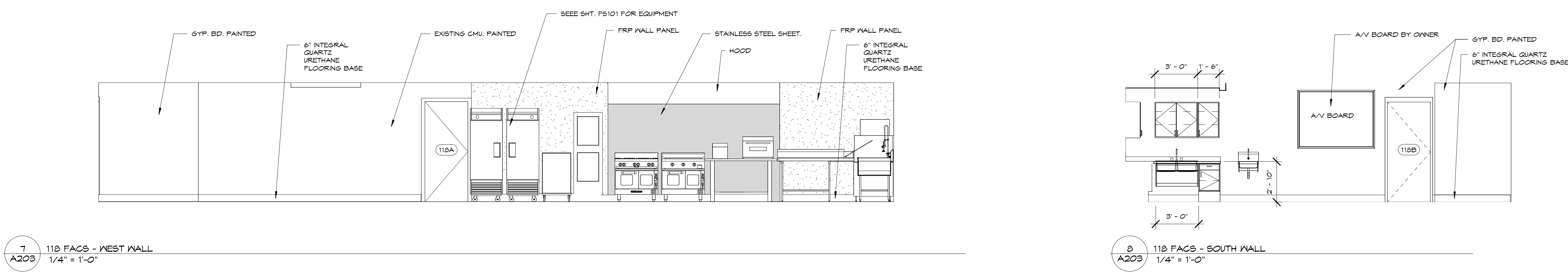
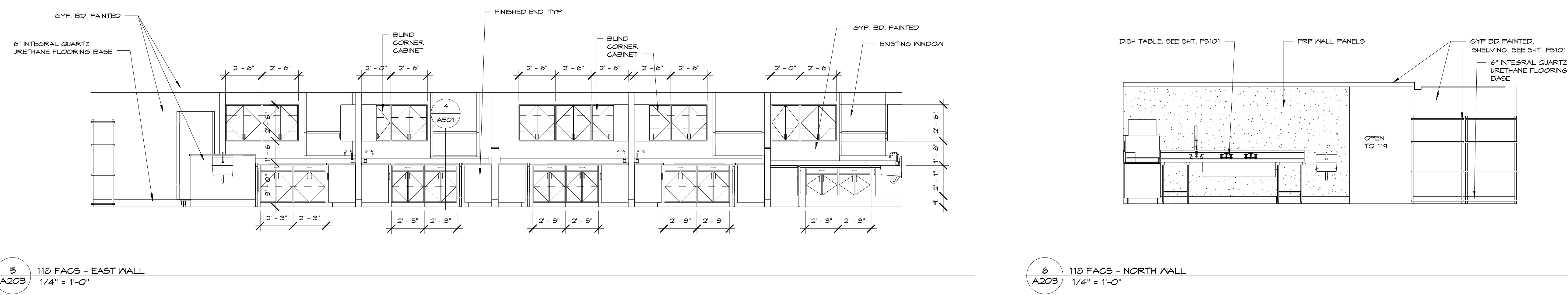
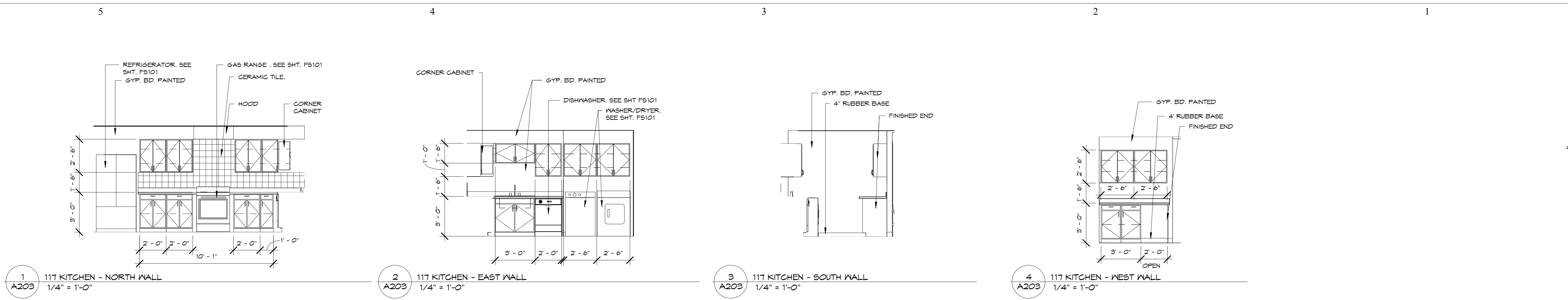
Project Name:
USD 320 WAMEGO HIGH SCHOOL IMPROVEMENTS

Project Address:
**801 LICNOLN AVENUE
WAMEGO, KS 66547**

Sheet Title:
INTERIOR ELEVATIONS

Sheet:
A202

OF:



BBN
BBN ARCHITECTS INC
228 POYNITZ AVENUE
MANHATTAN, KANSAS 66502
PH: 785-776-4912 - FAX: 785-776-0944
WWW.BBNARCHITECTS.COM

Information provided on the drawings regarding existing conditions has been obtained from the best source available, but cannot be guaranteed in all respects. Contractor shall verify all such information prior to proceeding with any new work that may be affected. Include as part of the contract all work required to produce the indicated result. All drawings and written material appearing herein constitute the original and unpublished work of the Architect, and same may not be duplicated, used or disclosed without the written consent of the Architect.

REV	DESC	DATE

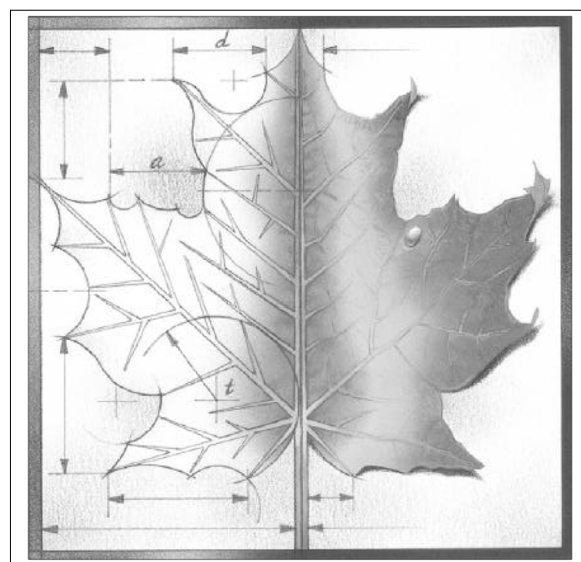
Project Number: **16036**
Date: **3/23/18**

Project Name:
USD 320 WAMEGO HIGH SCHOOL IMPROVEMENTS

Project Address:
**801 LICNOLN AVENUE
WAMEGO, KS 66547**

Sheet Title:
INTERIOR ELEVATIONS

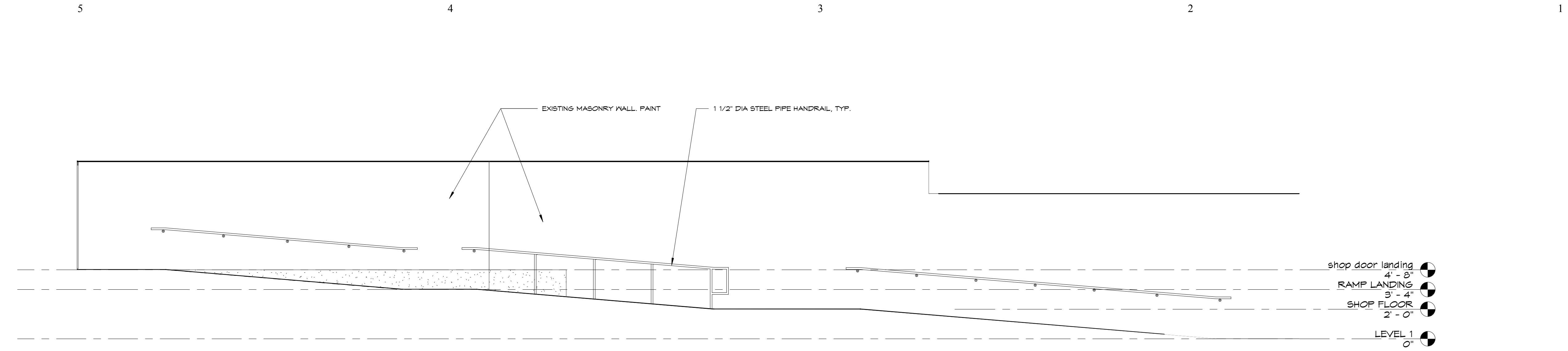
Sheet:
A203



BBN

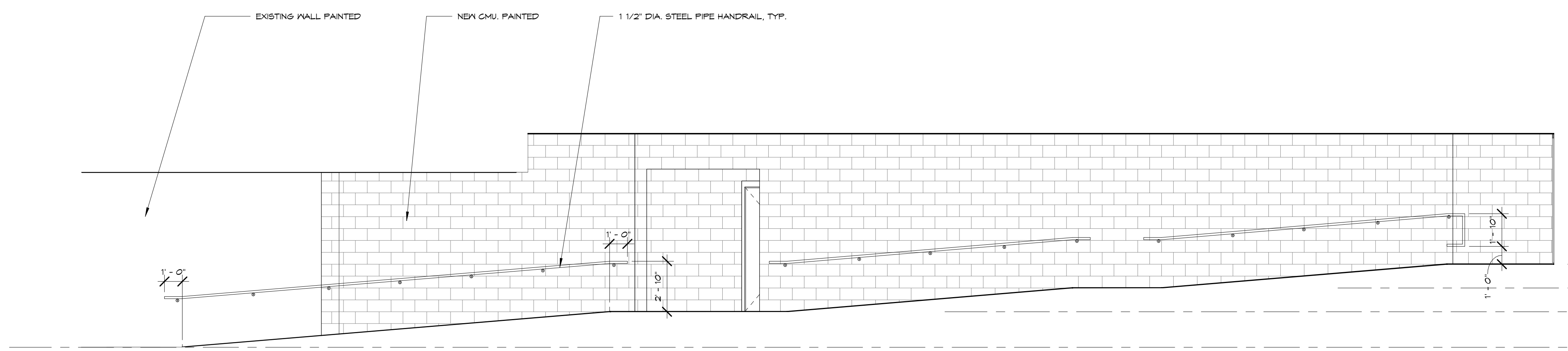
BBN ARCHITECTS INC
228 POYNITZ AVENUE
MANHATTAN, KANSAS 66502
PH: 785-776-4912 - FAX: 785-776-0944
WWW.BBNARCHITECTS.COM

Information provided on the drawings regarding existing conditions has been obtained from the best source available, but cannot be guaranteed in all respects. Contractor shall verify all such information prior to proceeding with any new work that may be affected. Include as part of the contract all work required to produce the indicated result. All drawings and written material appearing herein constitute the original and unpublished work of the Architect, and same may not be duplicated, used or disclosed without the written consent of the Architect.



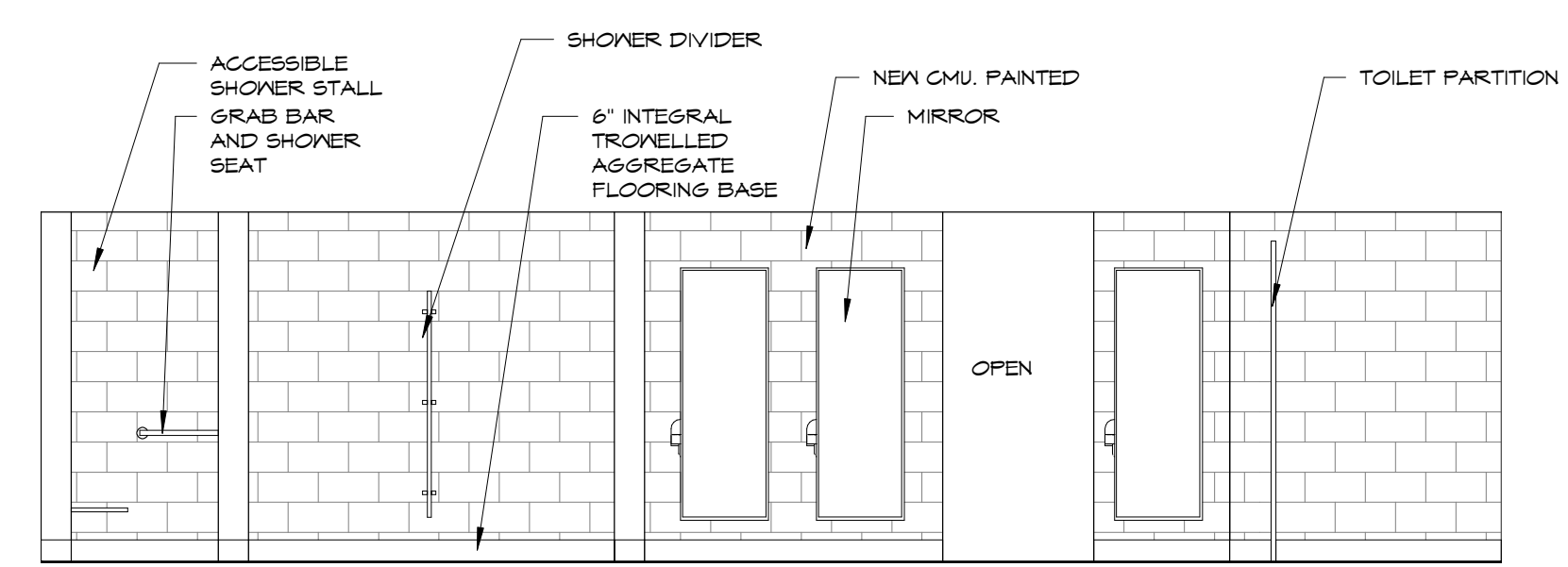
shop door landing 4' - 8"
RAMP LANDING 3' - 4"
SHOP FLOOR 2' - 0"
LEVEL 1 0"

1 138 HALL - EAST WALL
A204 1/4" = 1'-0"

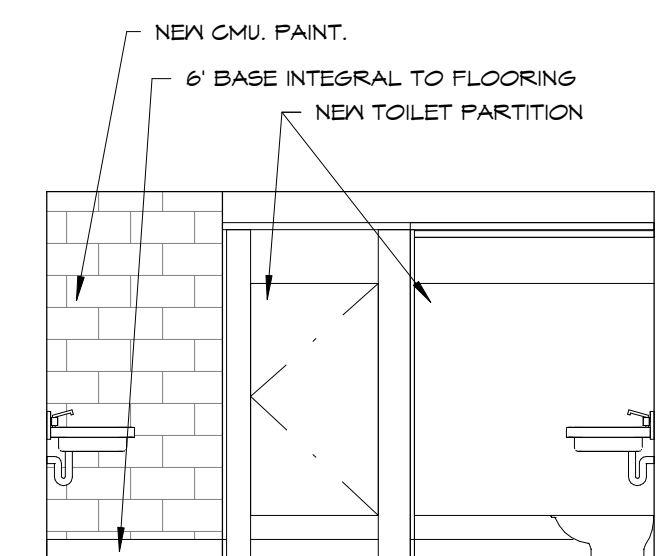


shop door landing 4' - 8"
RAMP LANDING 3' - 4"
SHOP FLOOR 2' - 0"
LEVEL 1 0"

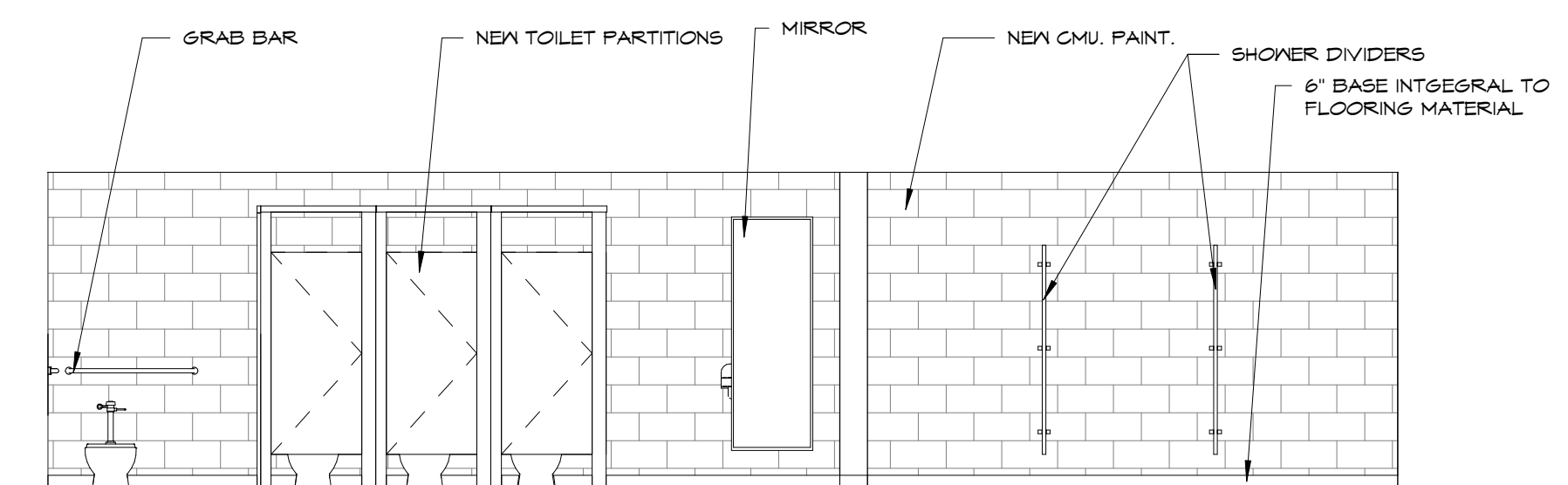
2 138 HALL - WEST WALL
A204 1/4" = 1'-0"



3 139D TOILETS, 139E SHOWERS - NORTH WALL
A204 1/4" = 1'-0"



4 139D TOILETS - EAST WALL
A204 1/4" = 1'-0"



5 139D TOILETS, 139E SHOWERS - SOUTH WALL
A204 1/4" = 1'-0"

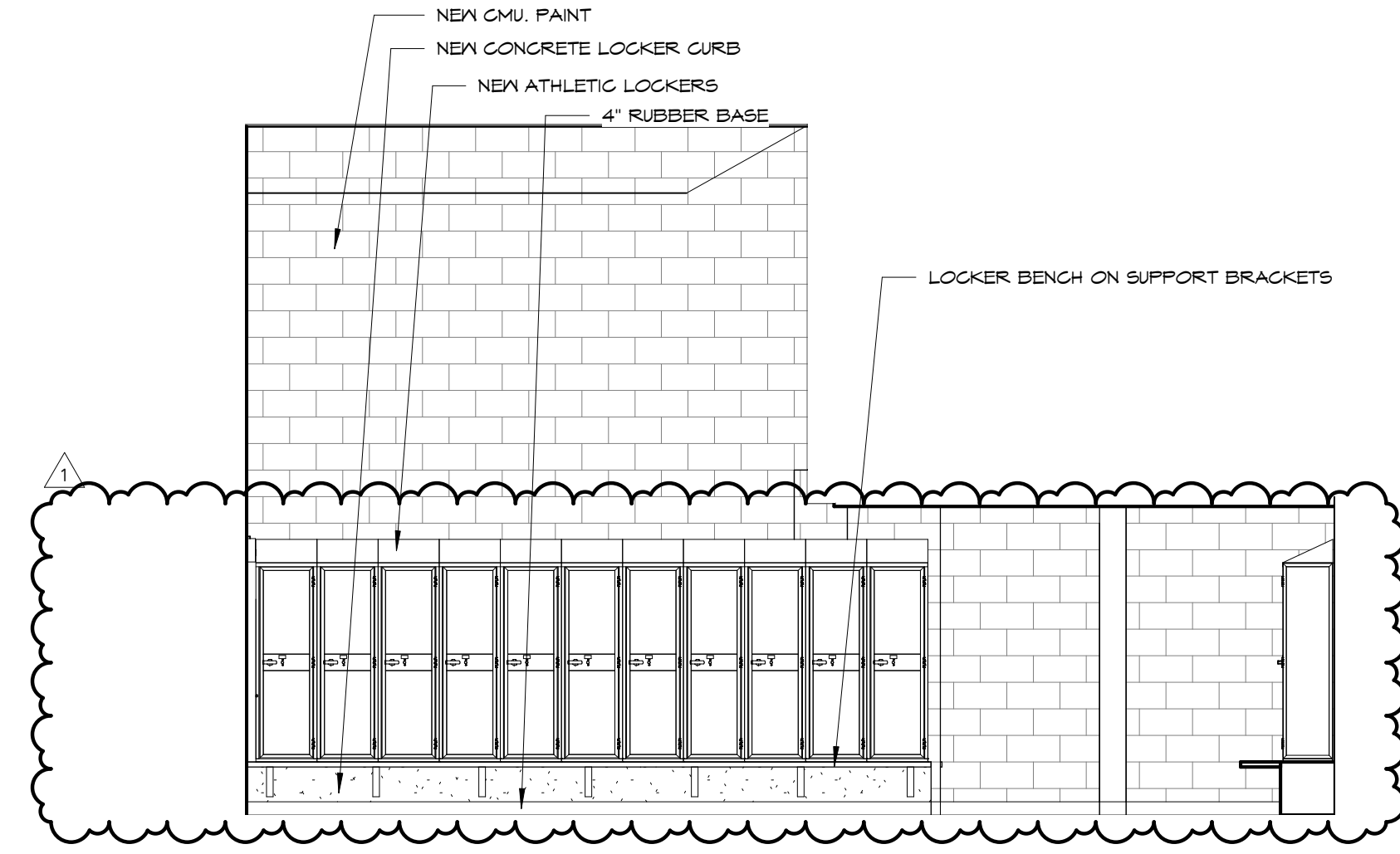
REV	DESC	DATE

Project Number: **16036**
Date: **3/23/18**

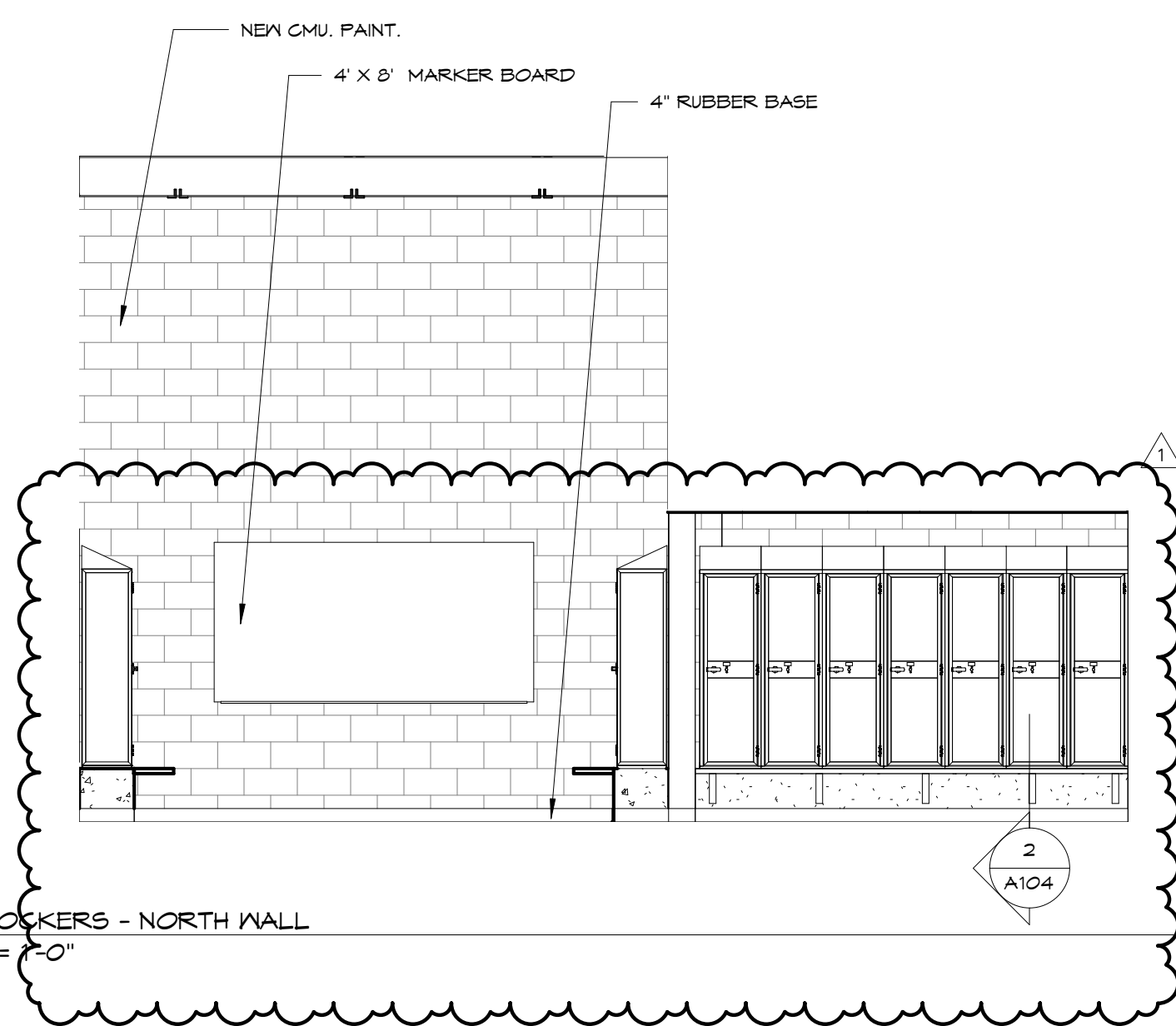
Project Name:
USD 320 WAMEGO HIGH SCHOOL IMPROVEMENTS
Project Address:
801 LICNOLN AVENUE WAMEGO, KS 66547

Sheet Title:
INTERIOR ELEVATIONS

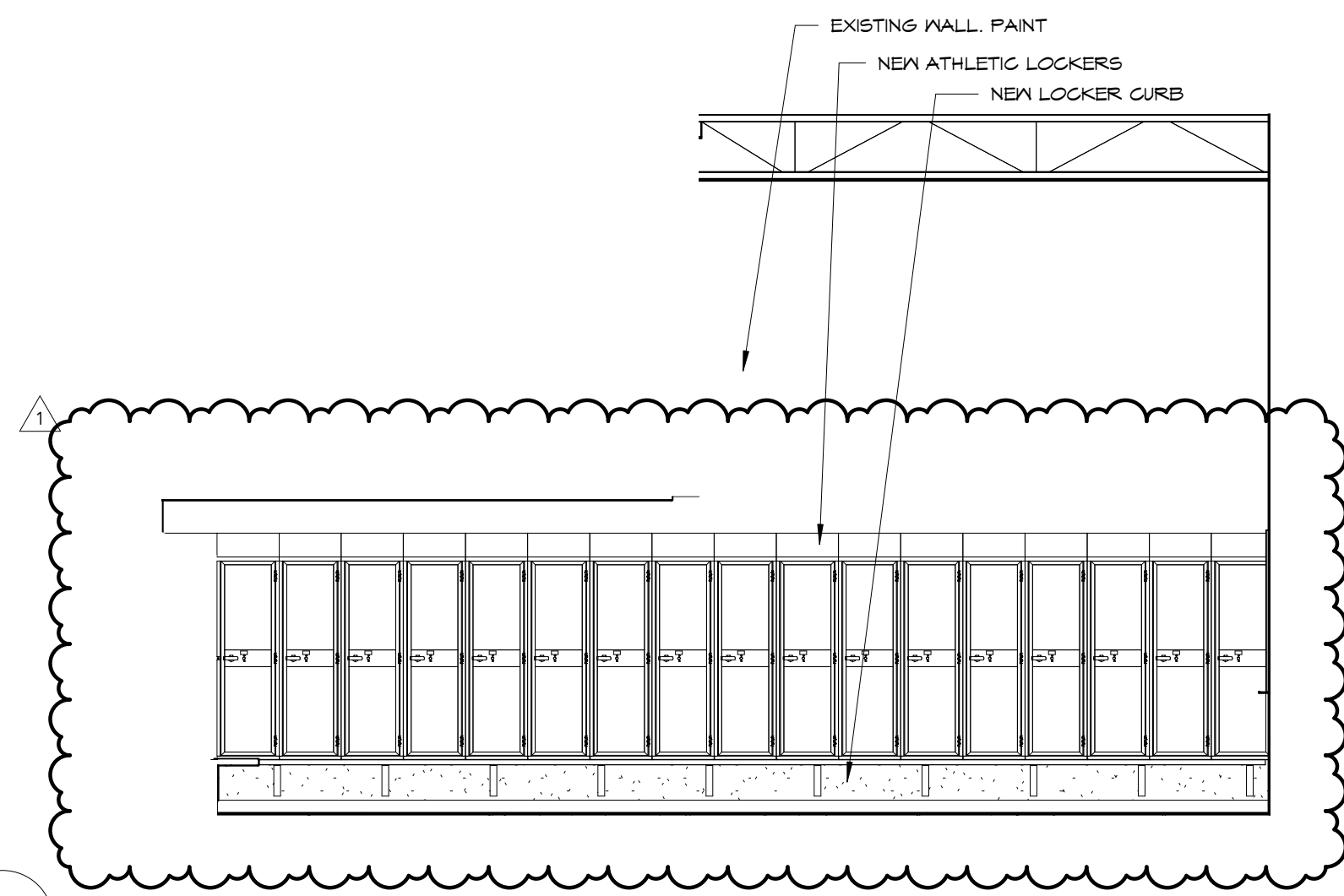
Sheet:
A204
OF:



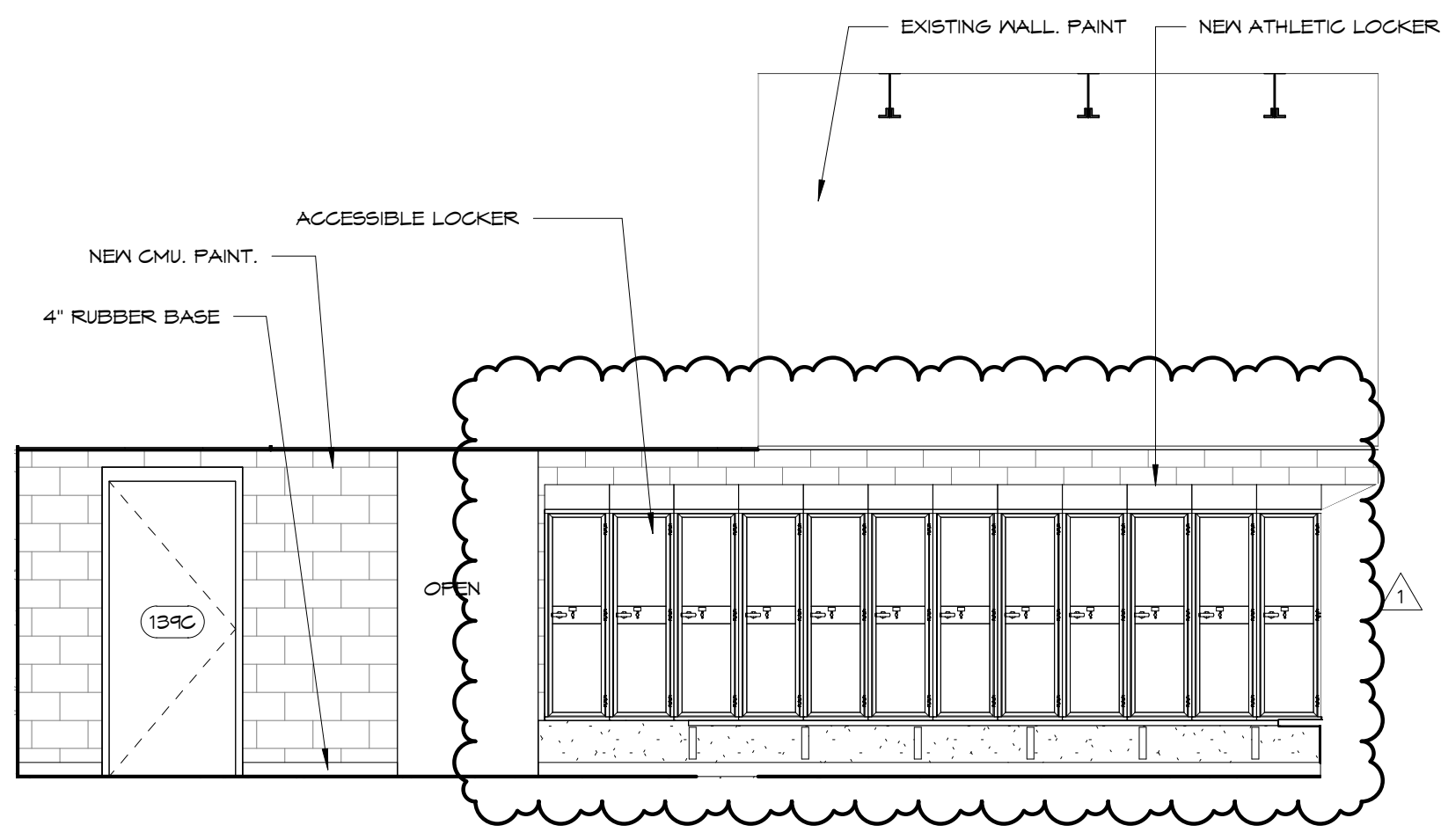
1
A205
139 LOCKERS - EAST WALL
1/4" = 1'-0"



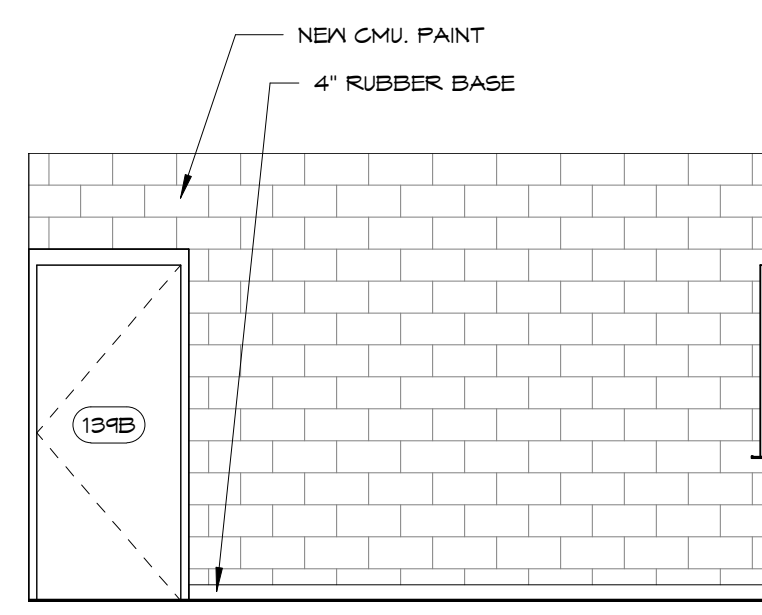
2
A205
139 LOCKERS - NORTH WALL
1/4" = 1'-0"



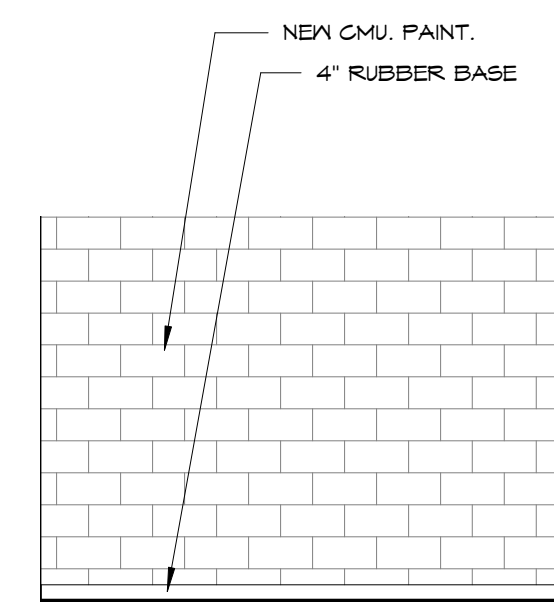
3
A205
139 LOCKERS - WEST WALL
1/4" = 1'-0"



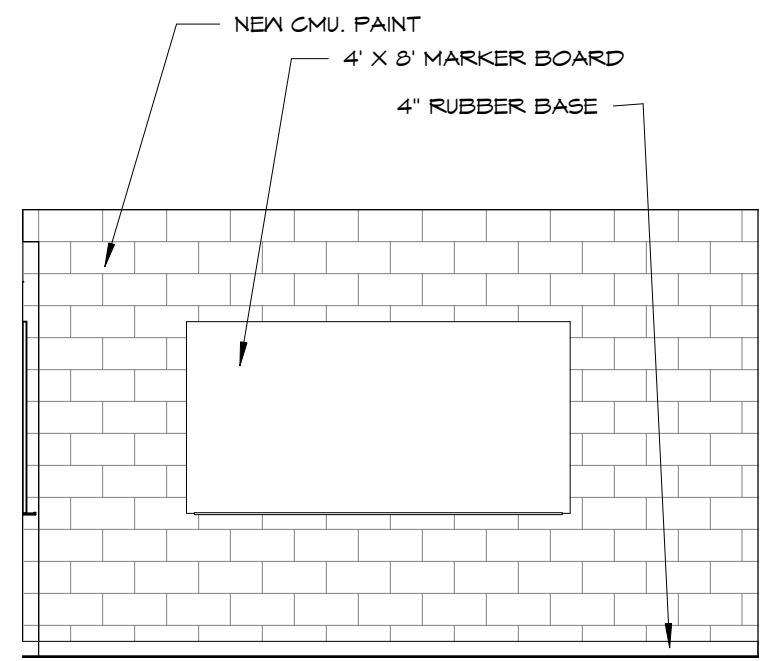
4
A205
139 LOCKERS - SOUTH WALL
1/4" = 1'-0"



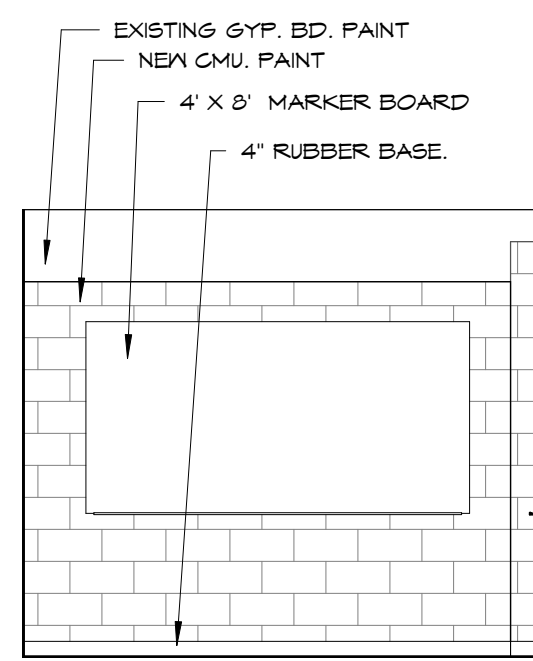
5
A205
139B MEETING - EAST WALL
1/4" = 1'-0"



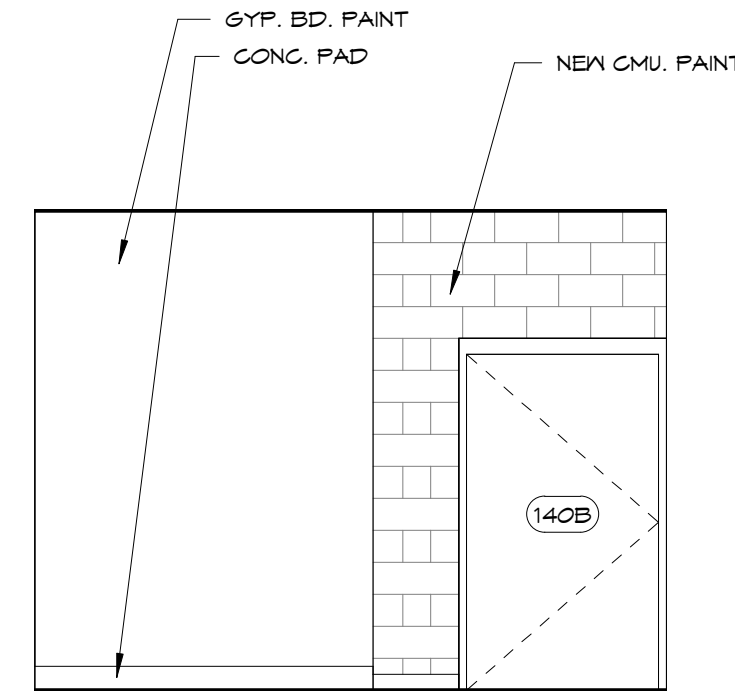
6
A205
139B MEETING - NORTH WALL
1/4" = 1'-0"



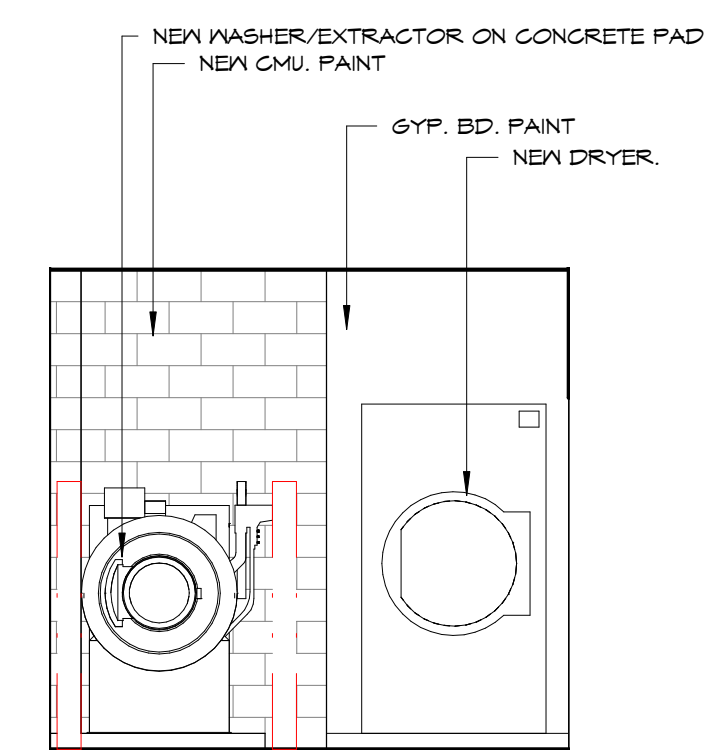
7
A205
139B MEETING - WEST WALL
1/4" = 1'-0"




8
A205
139B MEETING - SOUTH WALL
1/4" = 1'-0"



9
A205
140B LAUNDRY - EAST WALL
1/4" = 1'-0"



10
A205
140B LAUNDRY - NORTH WALL
1/4" = 1'-0"



BBN

BBN ARCHITECTS INC
228 POYNITZ AVENUE
MANHATTAN, KANSAS 66502
PH: 785-776-4912 - FAX: 785-776-0944
WWW.BBNARCHITECTS.COM

Information provided on the drawings regarding existing conditions has been obtained from the best source available, but cannot be guaranteed in all respects. Contractor shall verify all such information prior to proceeding with any new work that may be affected. Include as part of the contract all work required to produce the indicated result. All drawings and written material appearing herein constitute the original and unpublished work of the Architect, and same may not be duplicated, used or disclosed without the written consent of the Architect.

1	ADDENDUM 1	3-29-18
REV	DESC	DATE

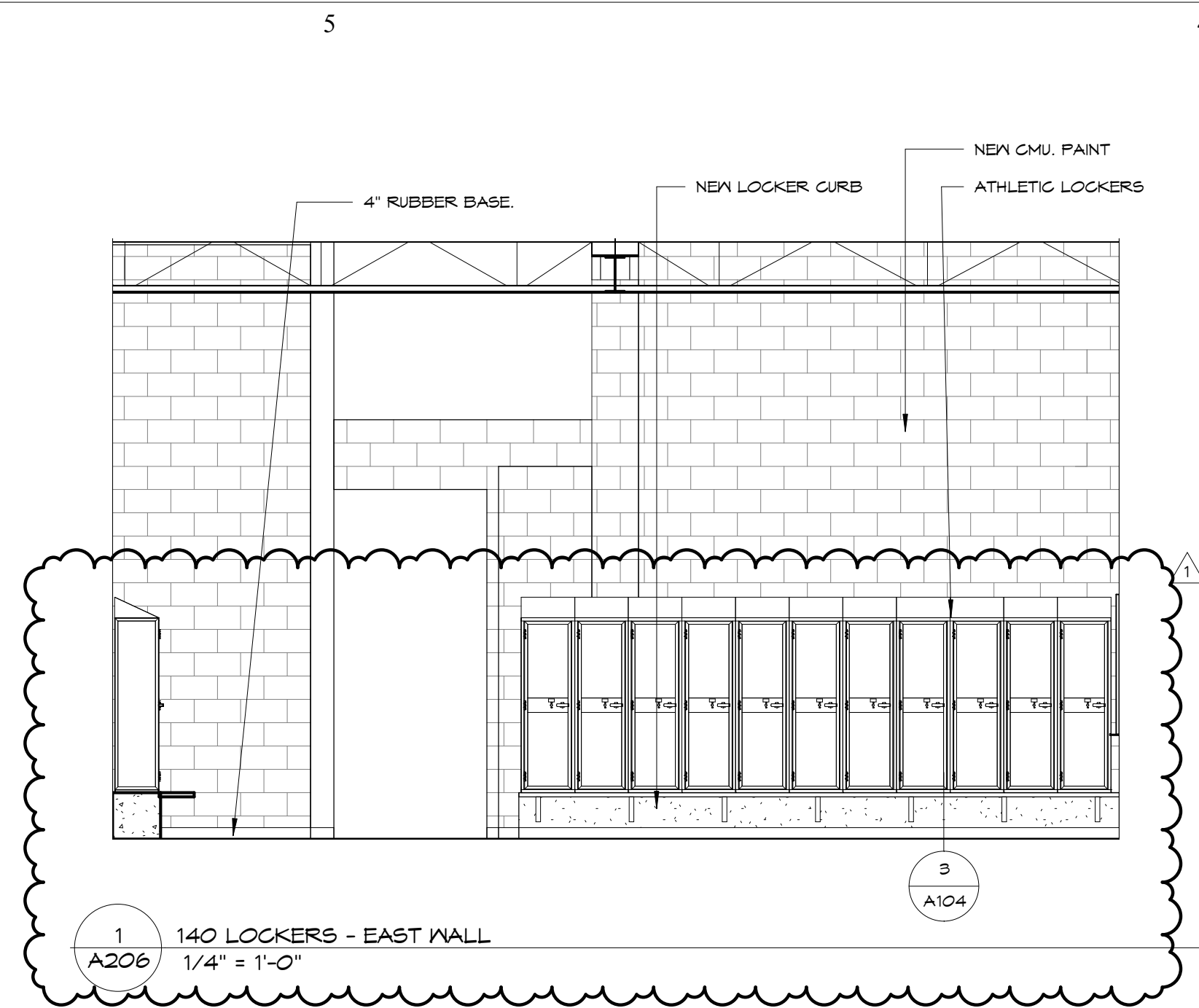
Project Number: **16036**
Date: **3/23/18**

Project Name:
USD 320 WAMEGO HIGH SCHOOL IMPROVEMENTS

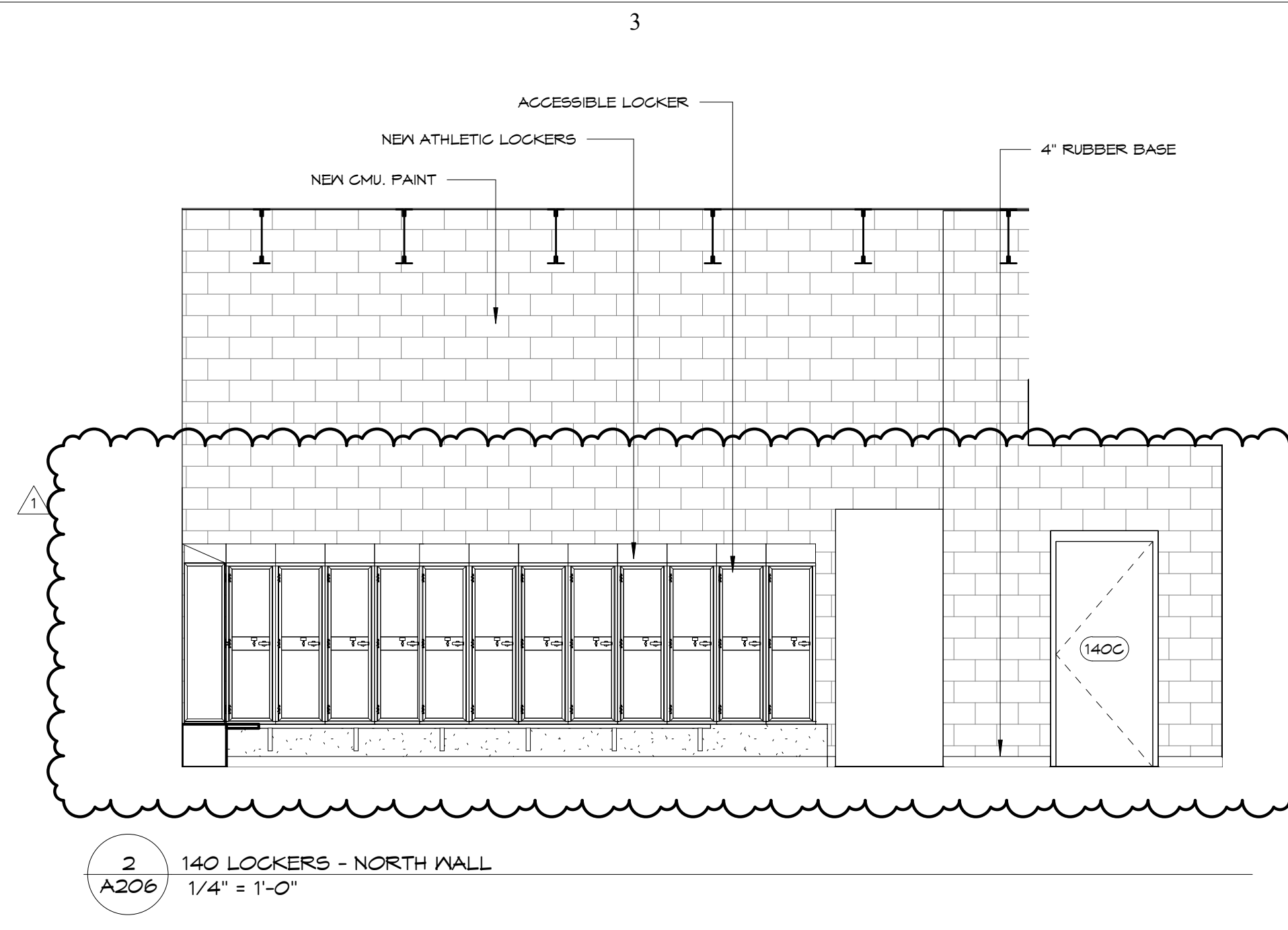
Project Address:
**801 LICNOLN AVENUE
WAMEGO, KS 66547**

Sheet Title:
INTERIOR ELEVATIONS

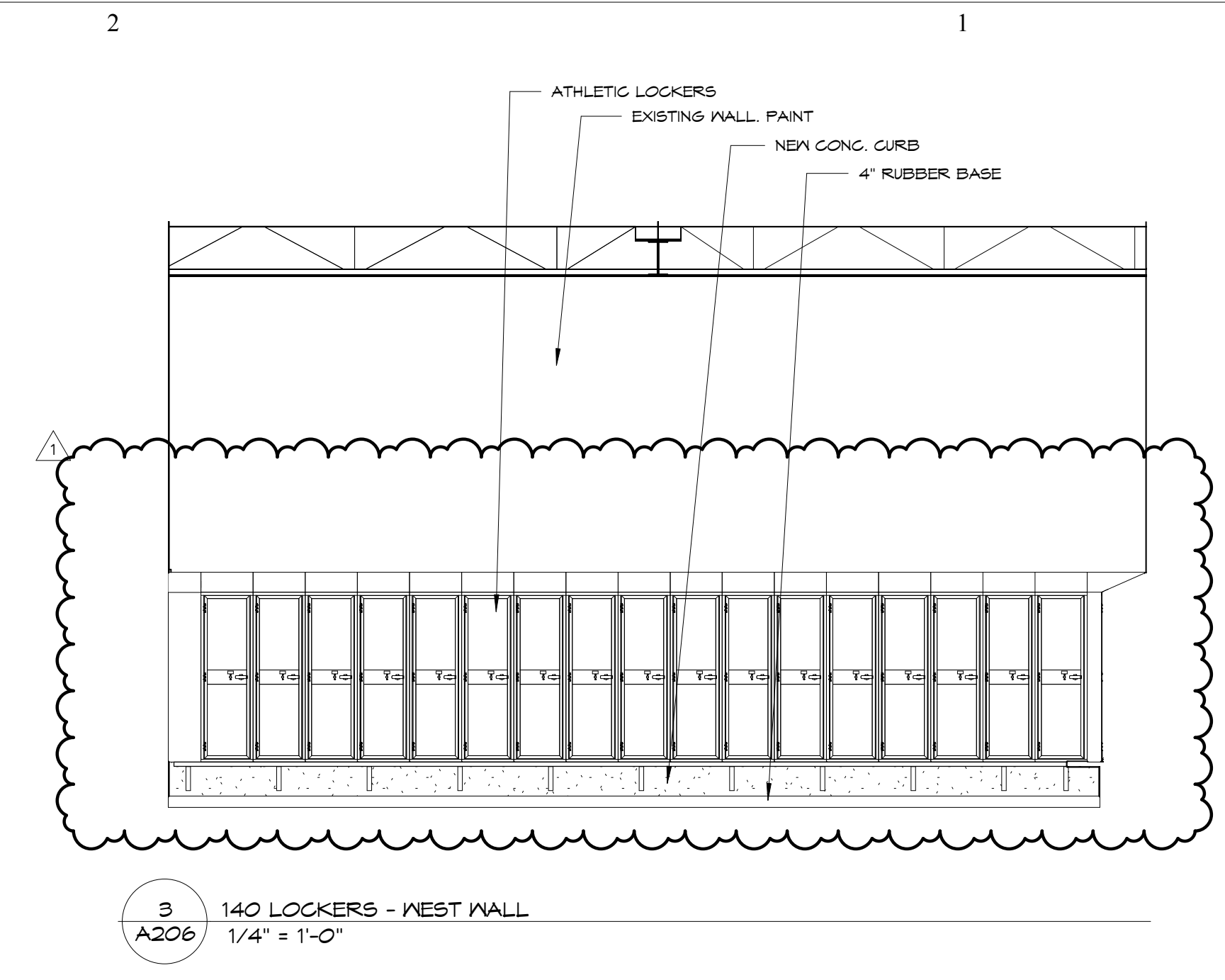
Sheet:
A205



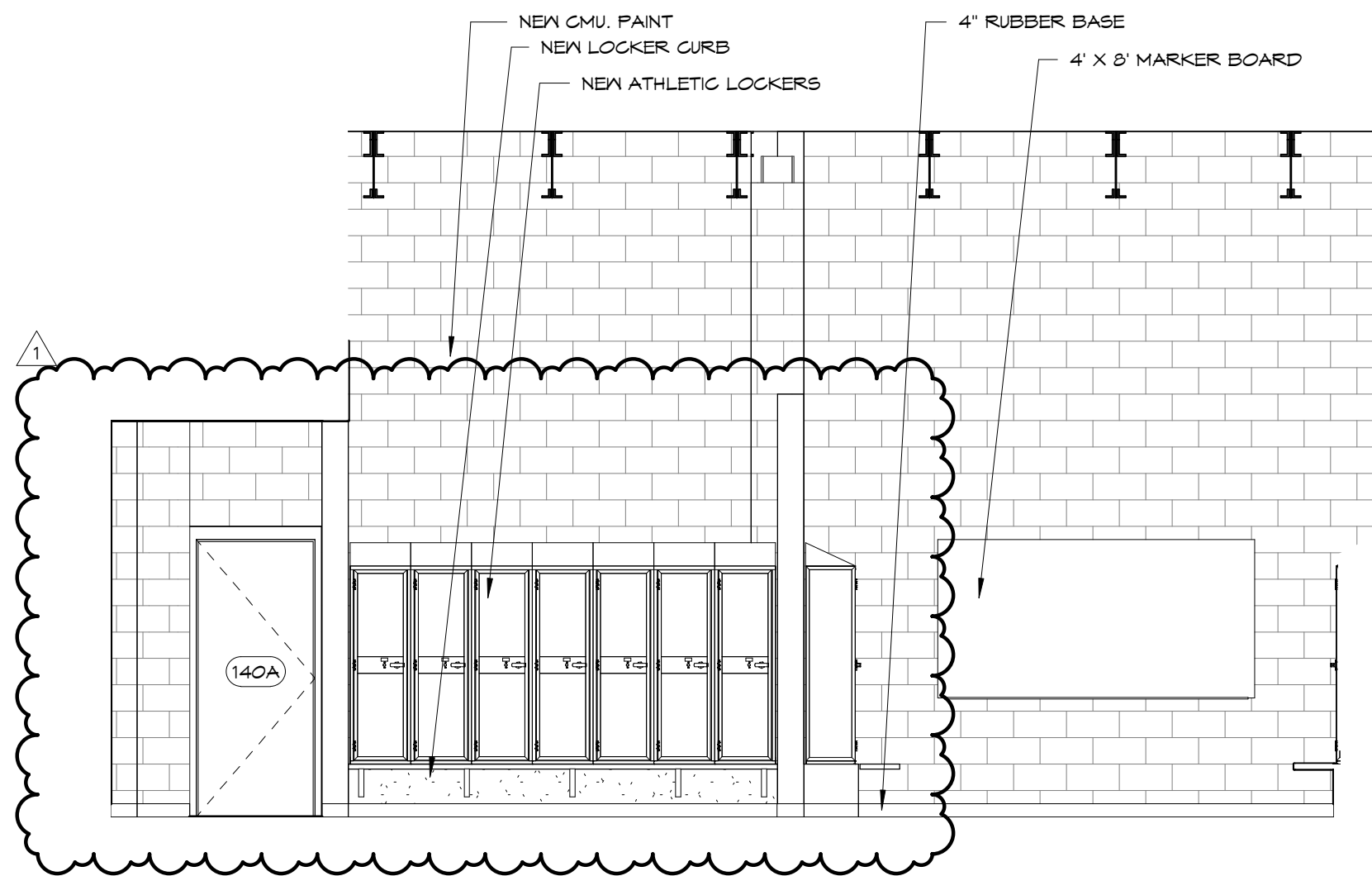
1
A206 140 LOCKERS - EAST WALL
1/4" = 1'-0"



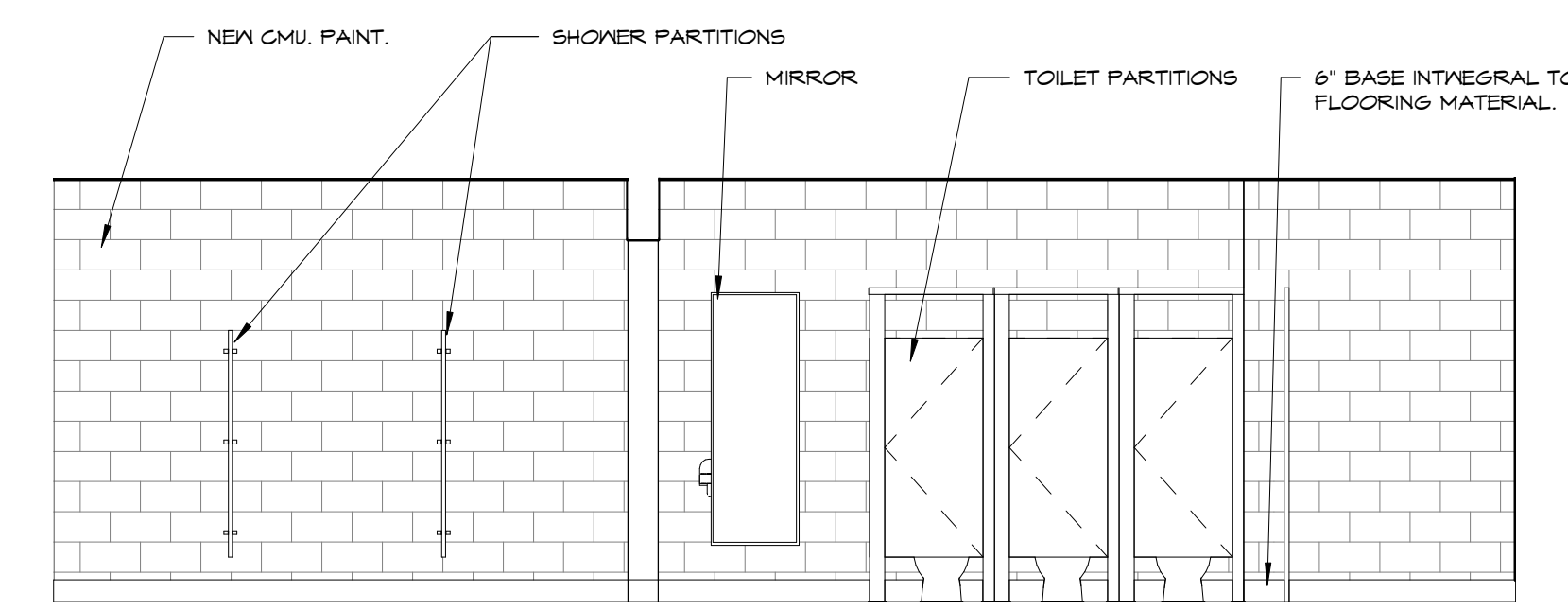
2
A206 140 LOCKERS - NORTH WALL
1/4" = 1'-0"



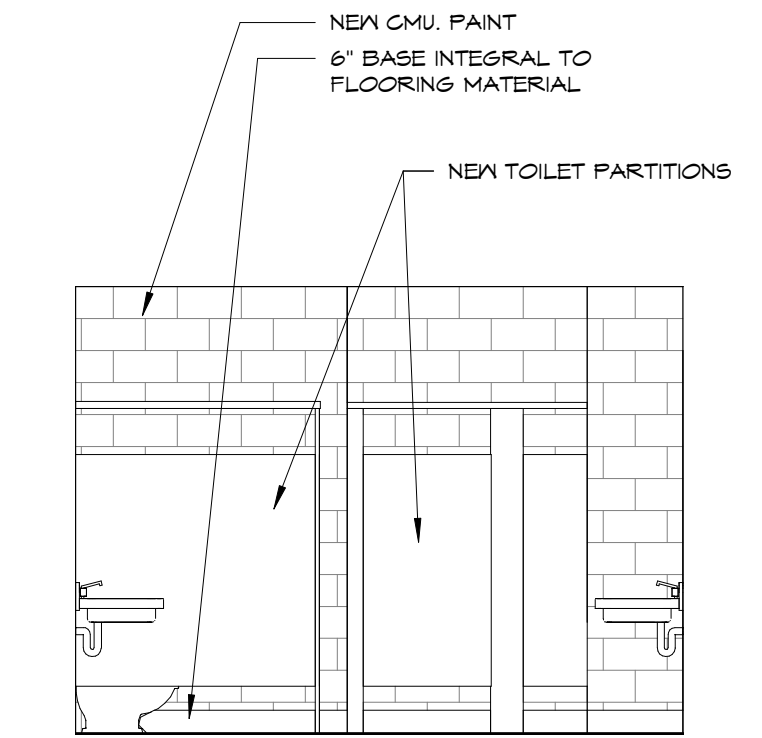
3
A206 140 LOCKERS - WEST WALL
1/4" = 1'-0"



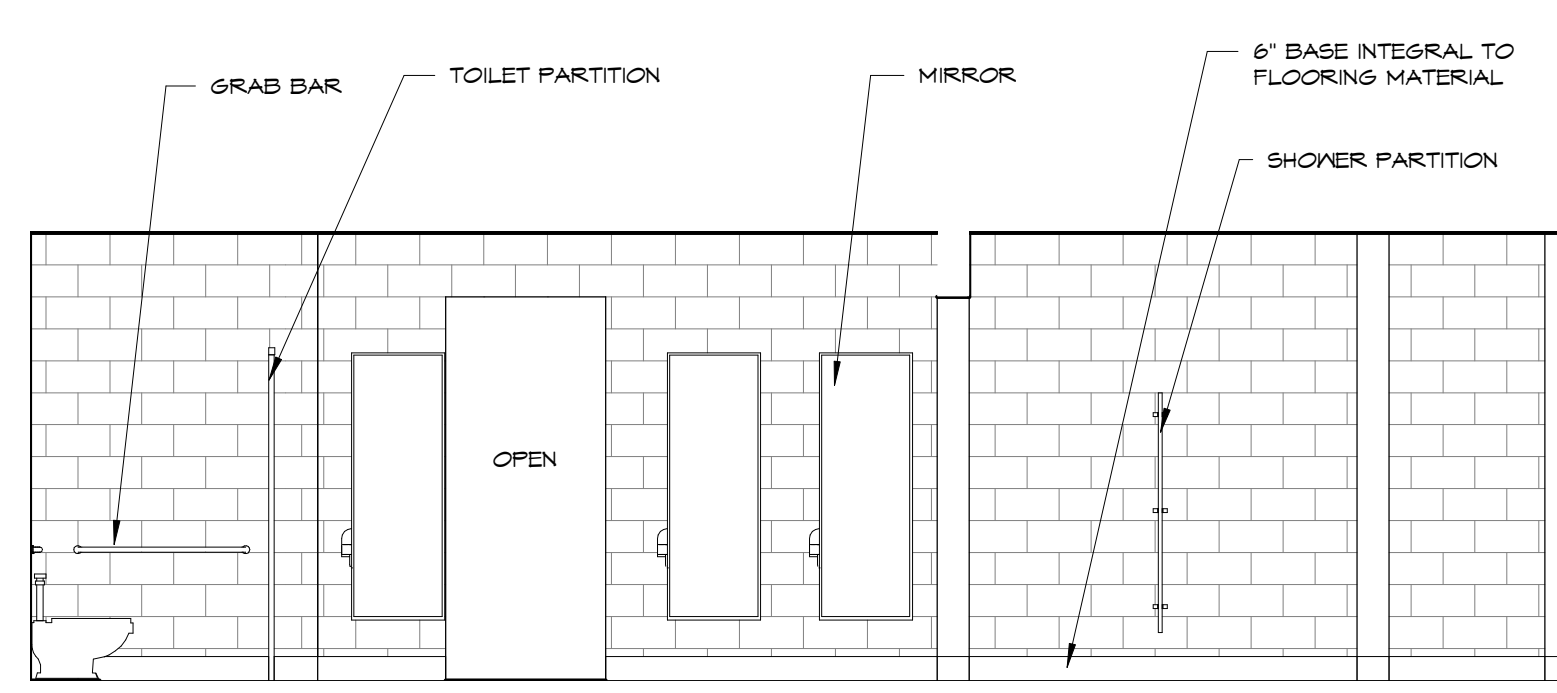
4
A206 140 LOCKERS - SOUTH WALL
1/4" = 1'-0"



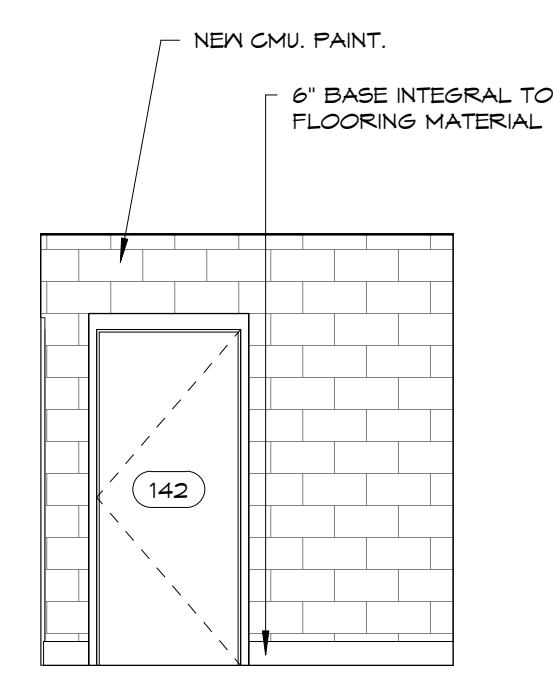
5
A206 140D TOILETS, 140E SHOWERS - NORTH WALL
1/4" = 1'-0"



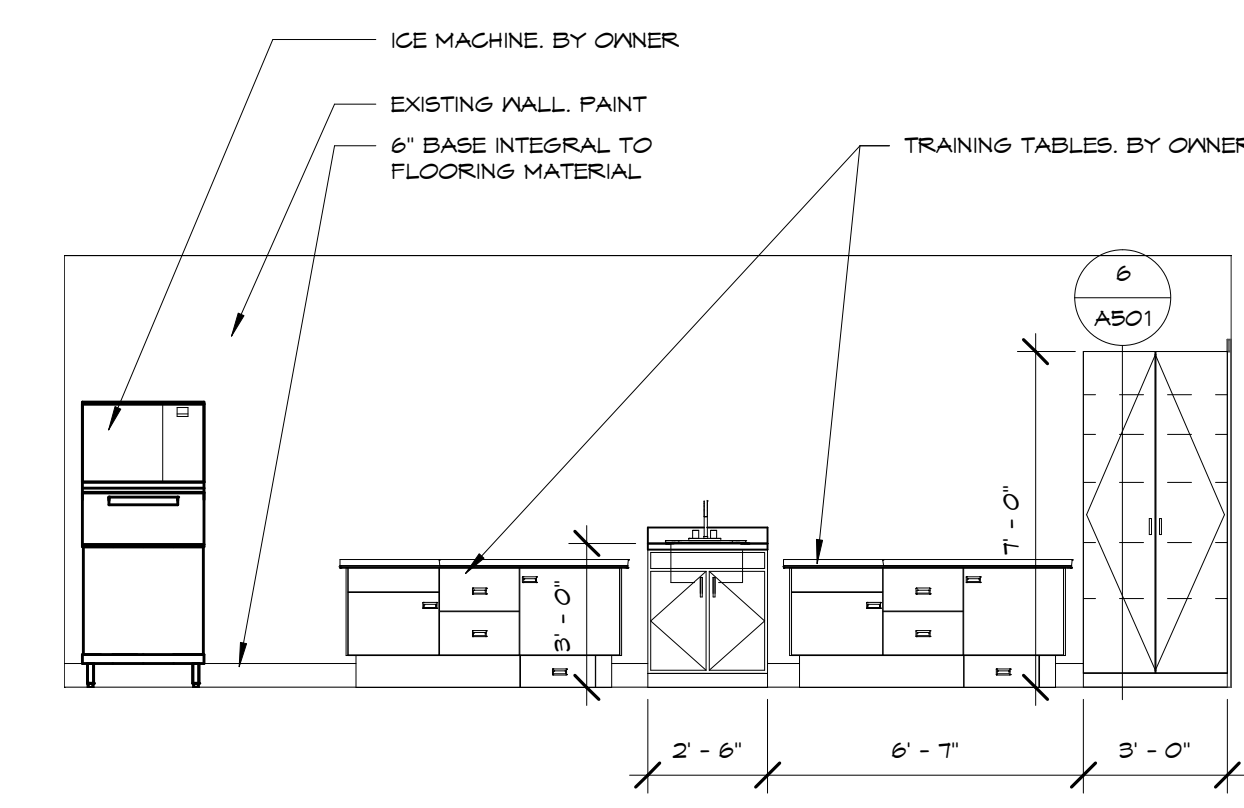
6
A206 140D TOILETS - EAST WALL
1/4" = 1'-0"



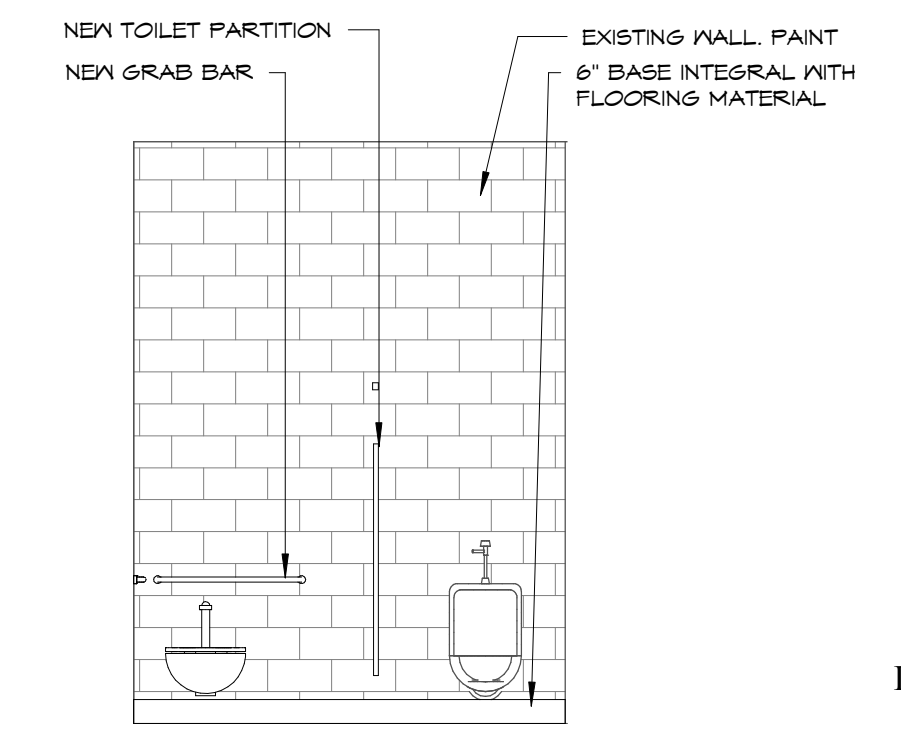
7
A206 140D TOILETS, 140E SHOWERS - SOUTH WALL
1/4" = 1'-0"



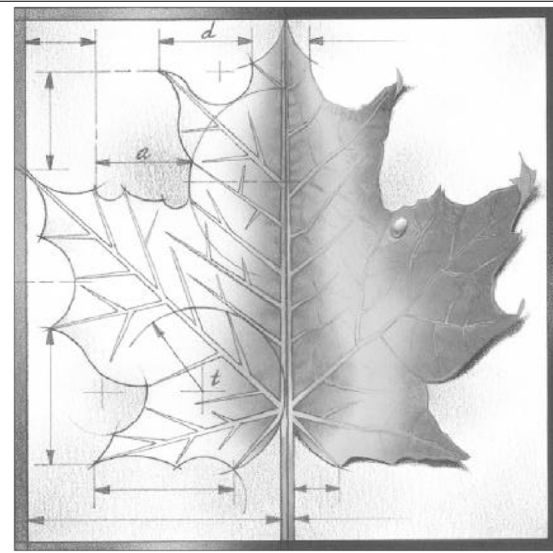
8
A206 142 TRAINING - WEST WALL
1/4" = 1'-0"



9
A206 143 TRAINING - NORTH WALL
1/4" = 1'-0"



10
A206 145 TOILET - NORTH WALL
1/4" = 1'-0"



BBN

BBN ARCHITECTS INC
228 POYNITZ AVENUE
MANHATTAN, KANSAS 66502
PH: 785-776-4912 - FAX: 785-776-0944
WWW.BBNARCHITECTS.COM

Information provided on the drawings regarding existing conditions has been obtained from the best source available, but cannot be guaranteed in all respects. Contractor shall verify all such information prior to proceeding with any new work that may be affected. Include as part of the contract all work required to produce the indicated result. All drawings and written material appearing herein constitute the original and unpublished work of the Architect, and same may not be duplicated, used or disclosed without the written consent of the Architect.

REV	DESC	DATE
1	ADDENDUM 1	3-29-18

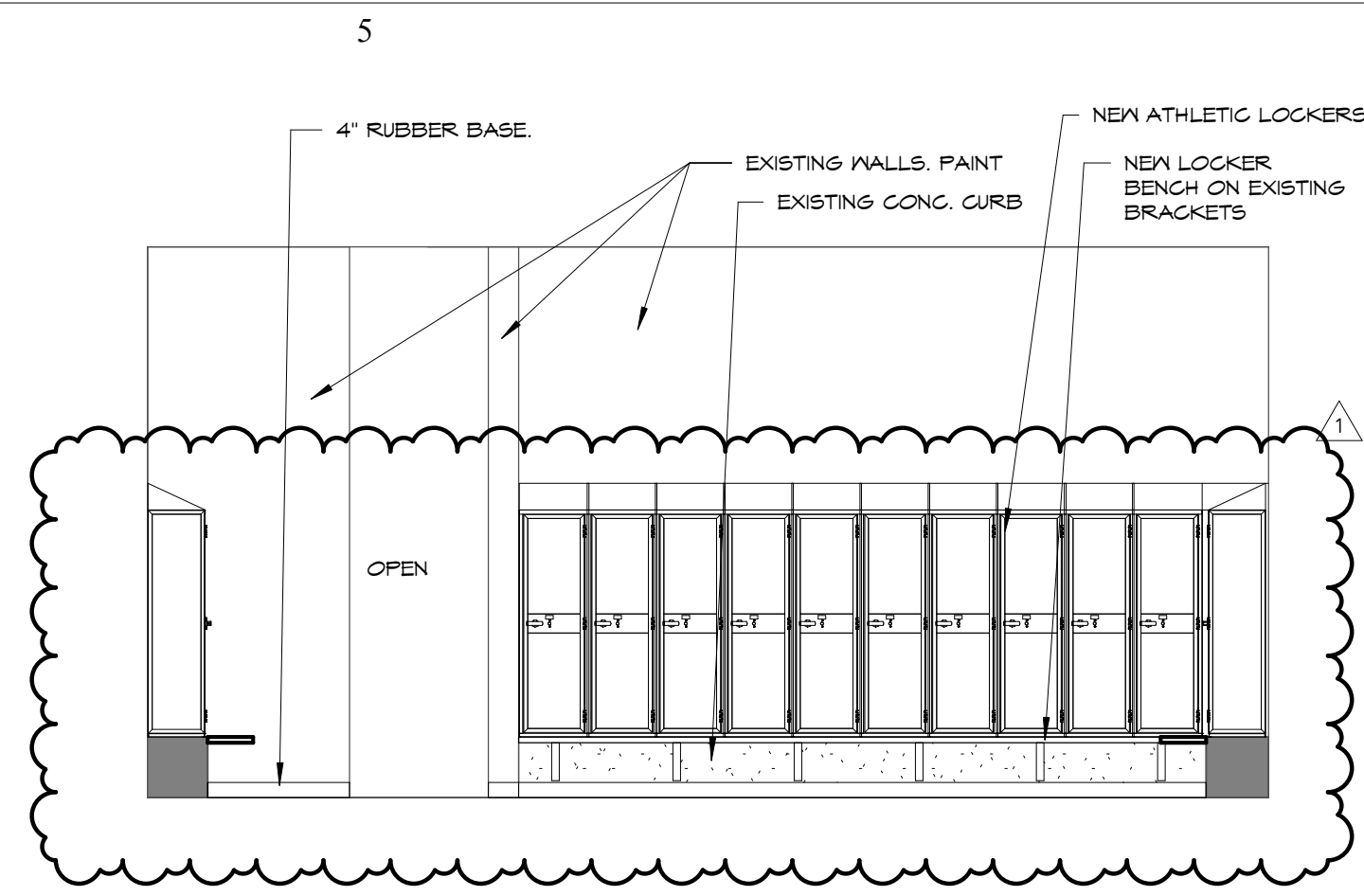
Project Number: **16036**
Date: **3/23/18**

Project Name:
USD 320 WAMEGO HIGH SCHOOL IMPROVEMENTS

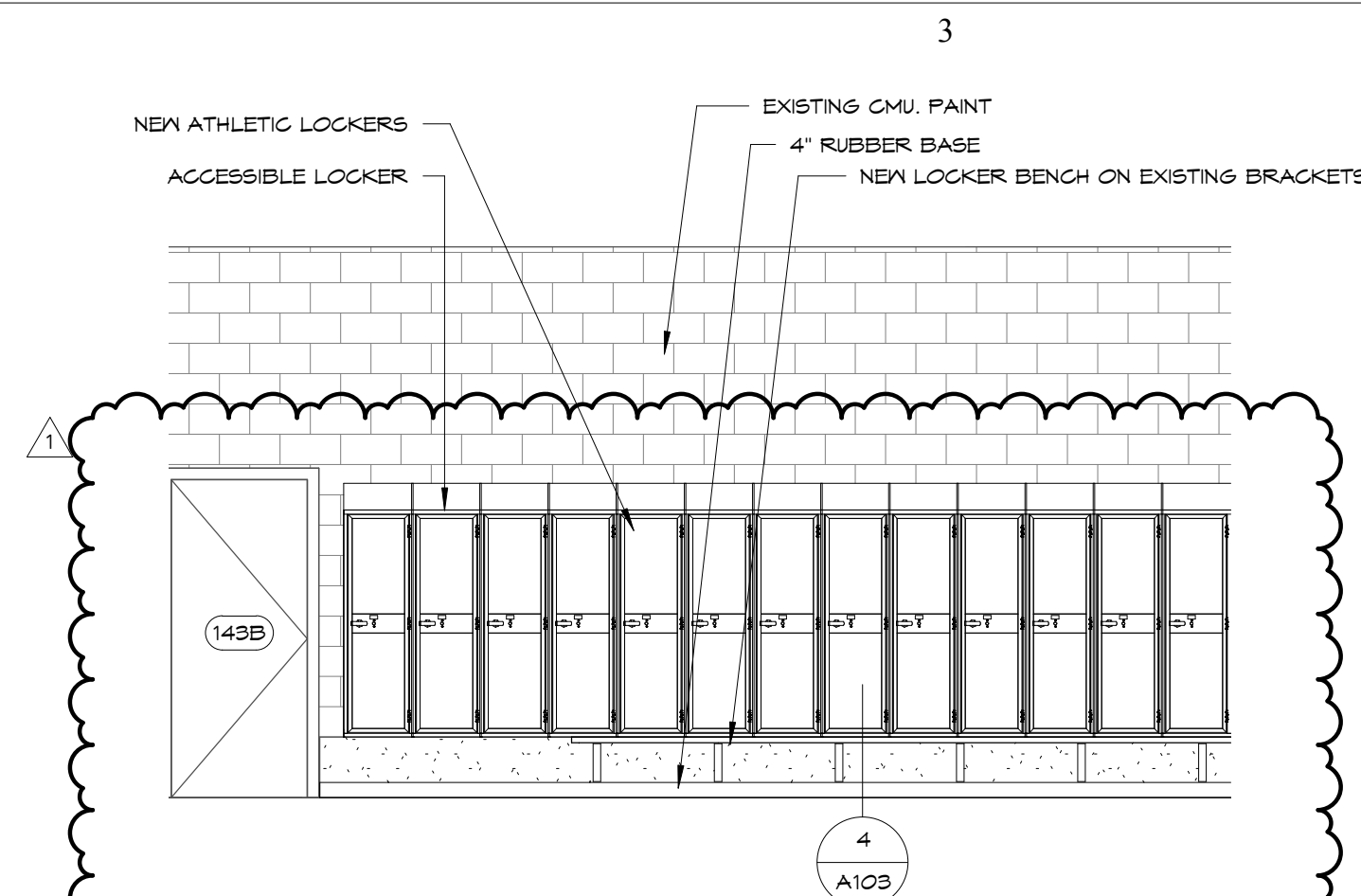
Project Address:
**801 LICNOLN AVENUE
WAMEGO, KS 66547**

Sheet Title:
INTERIOR ELEVATIONS

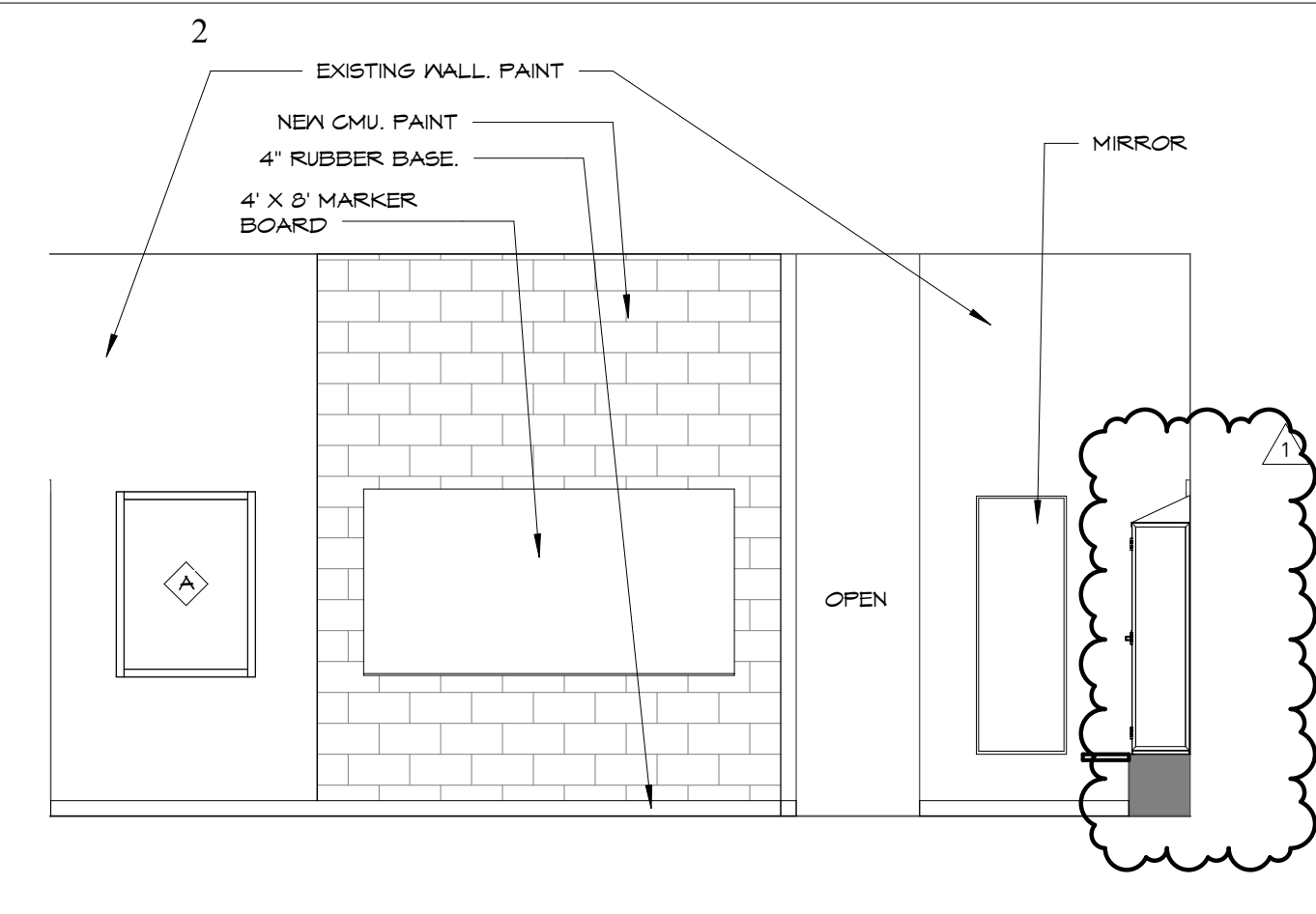
Sheet:
A206



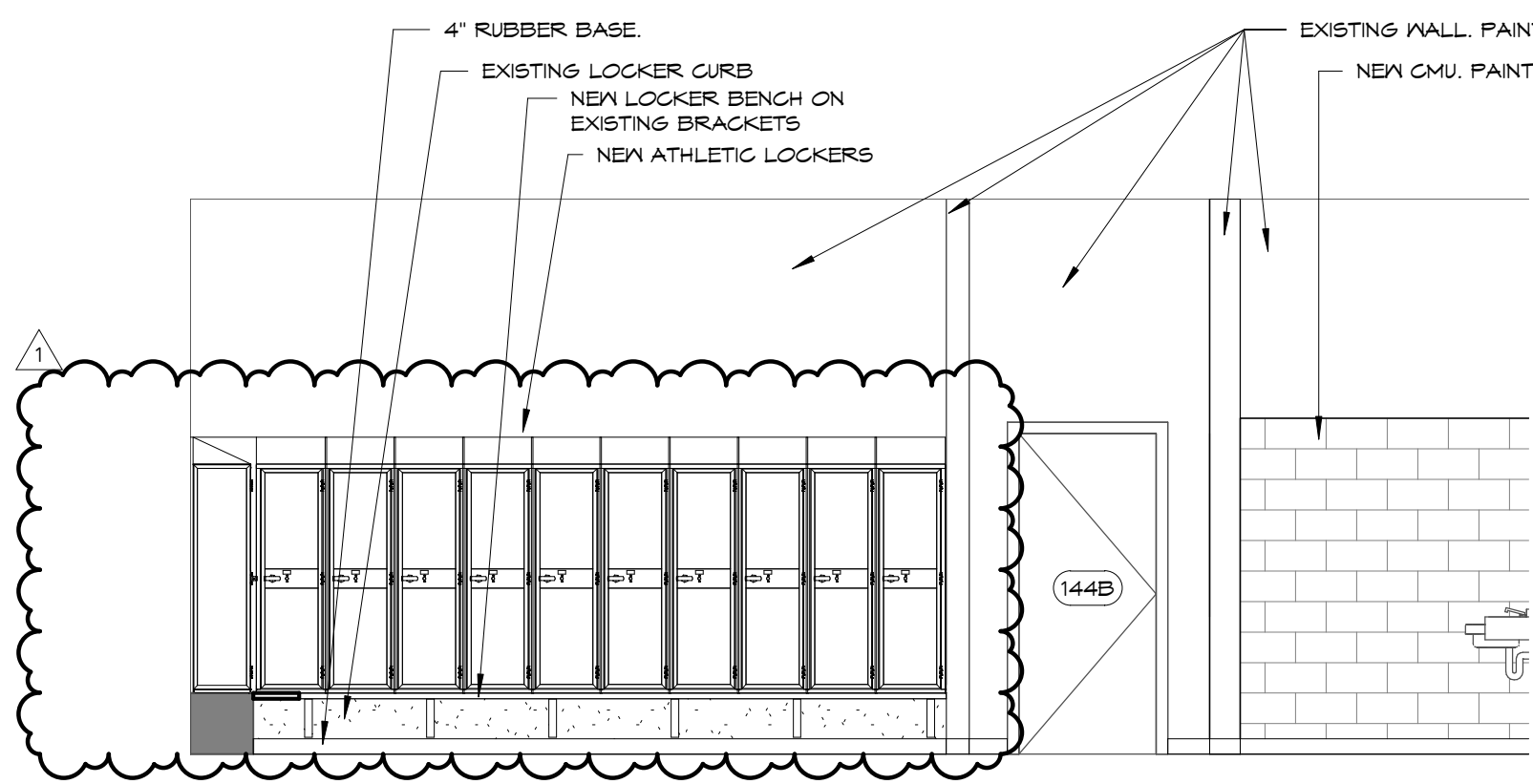
1 144 LOCKERS - EAST WALL
A207 1/4" = 1'-0"



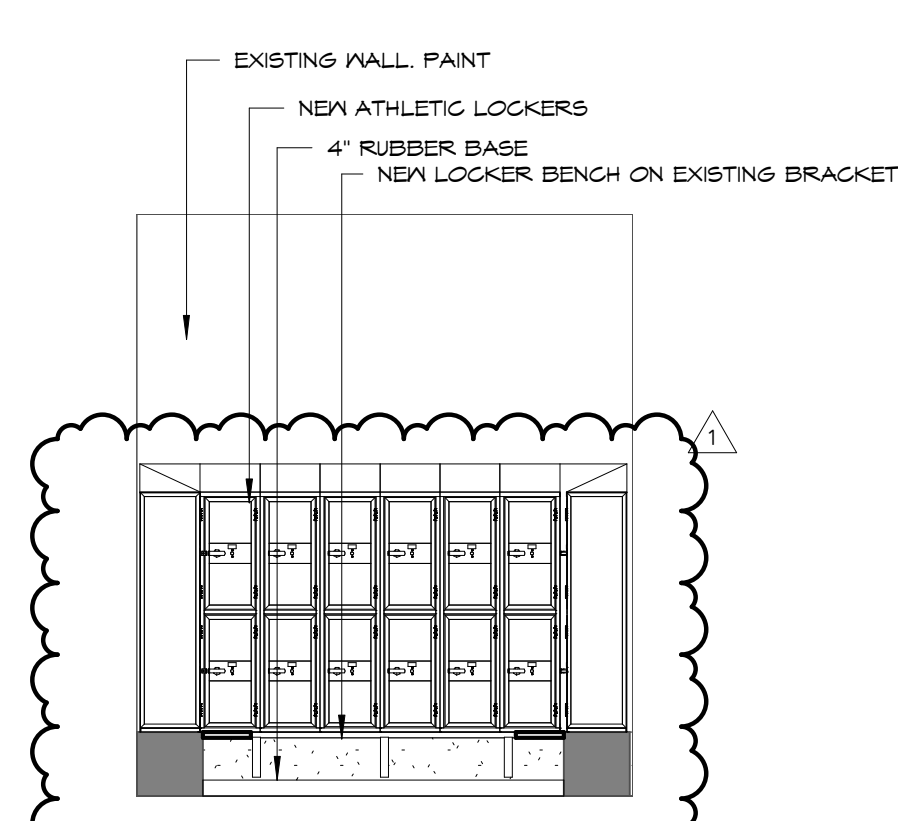
2 144 LOCKERS - NORTH WALL
A207 1/4" = 1'-0"



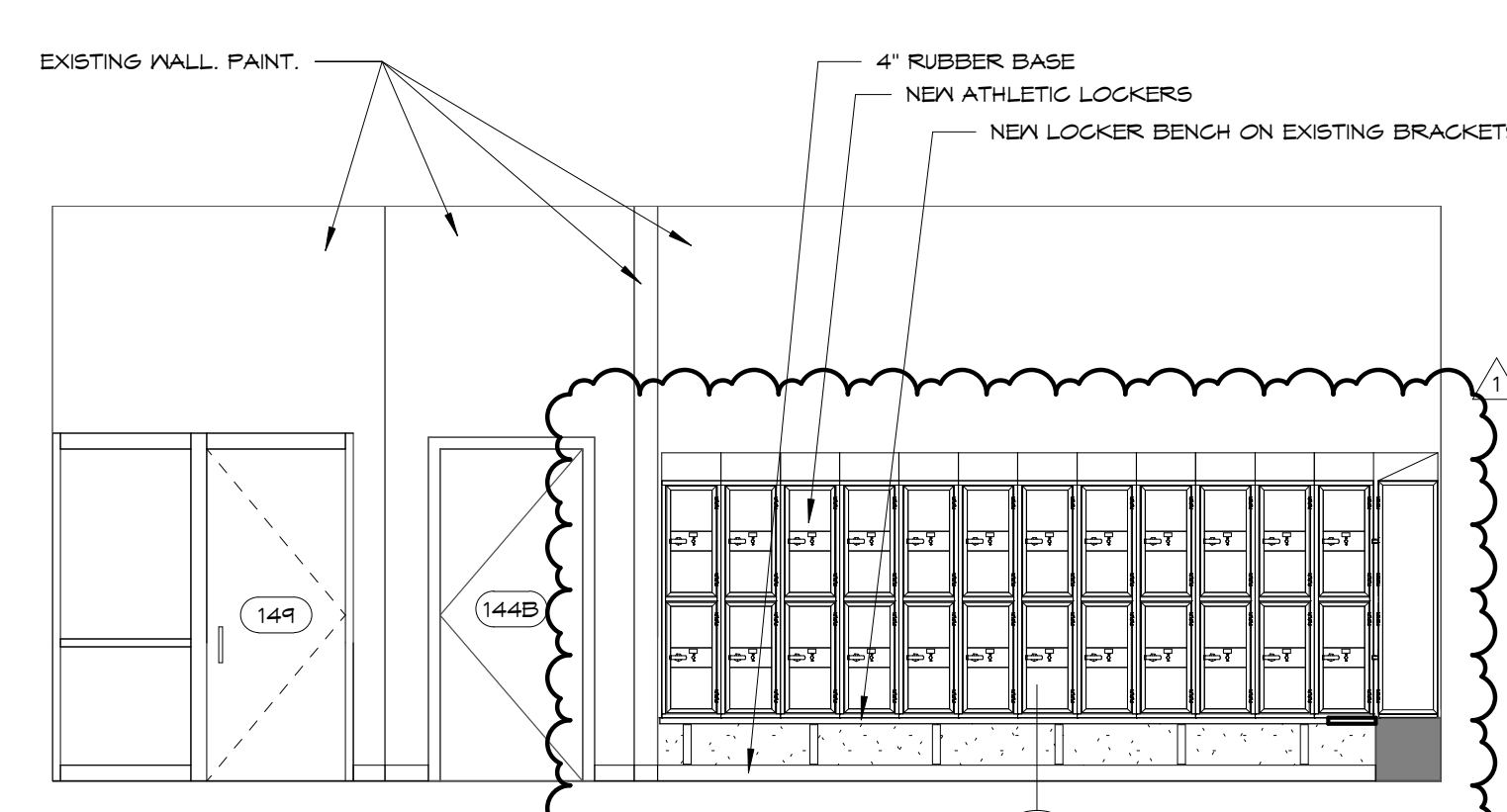
3 144 LOCKERS - WEST WALL
A207 1/4" = 1'-0"



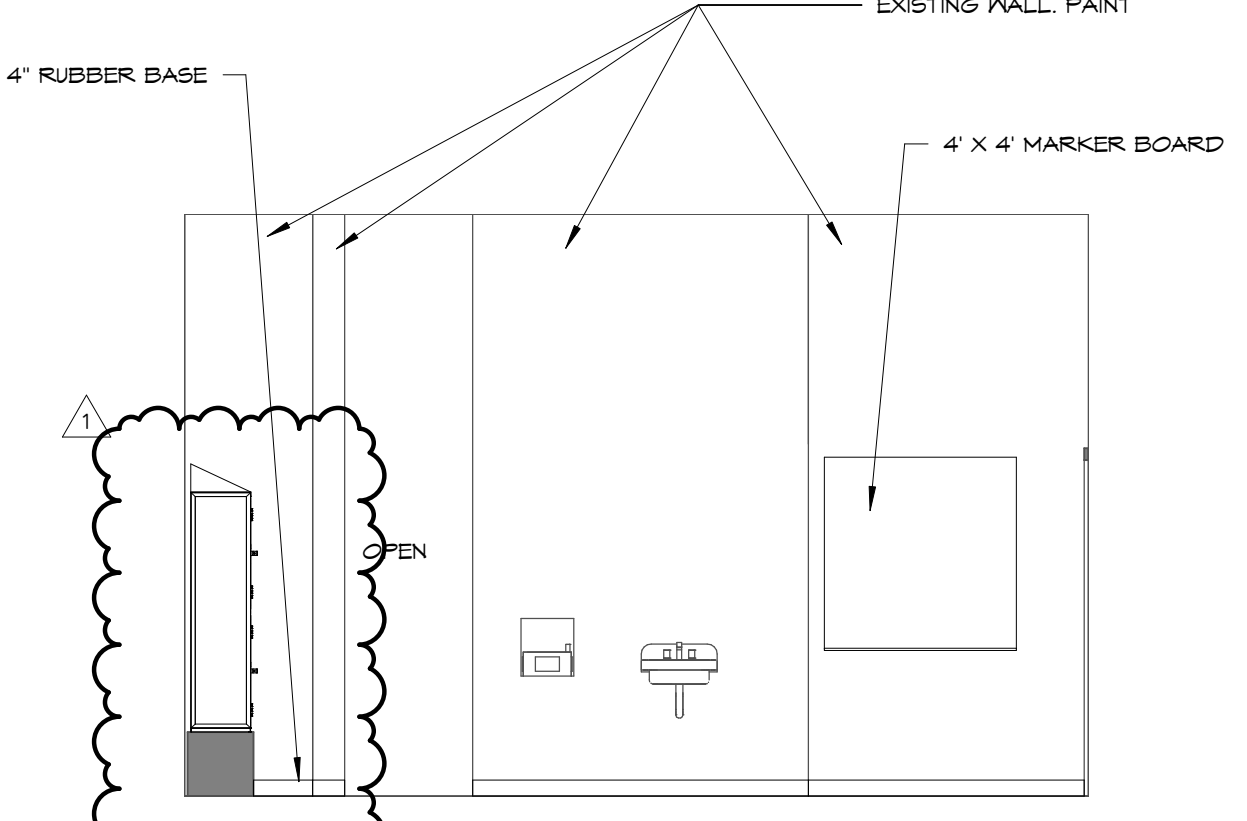
4 144 LOCKERS - SOUTH WALL
A207 1/4" = 1'-0"



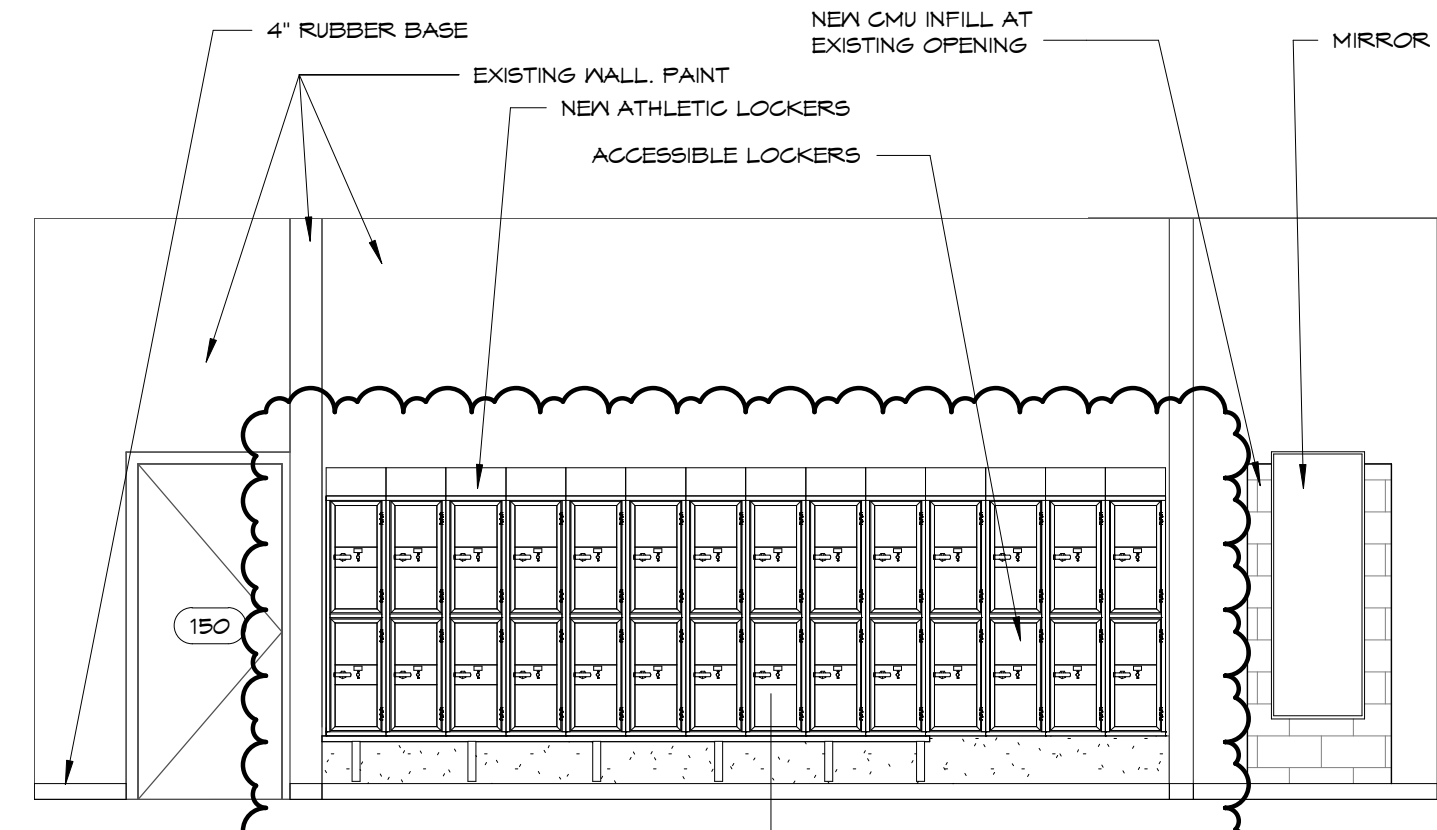
5 150 LOCKERS - EAST WALL
A207 1/4" = 1'-0"



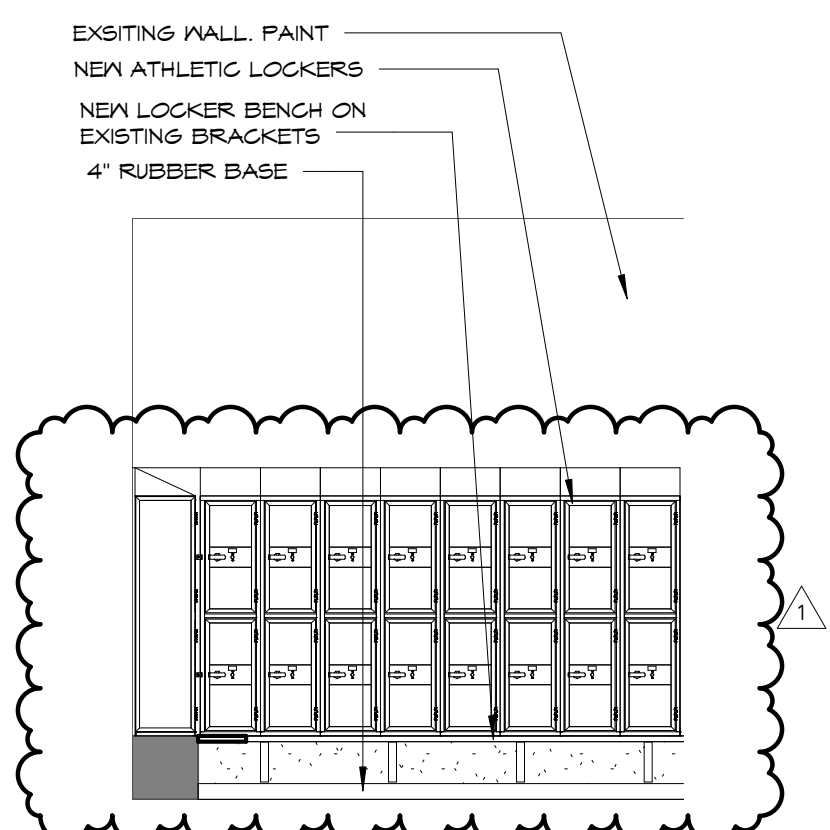
6 150 LOCKERS - NORTH WALL
A207 1/4" = 1'-0"



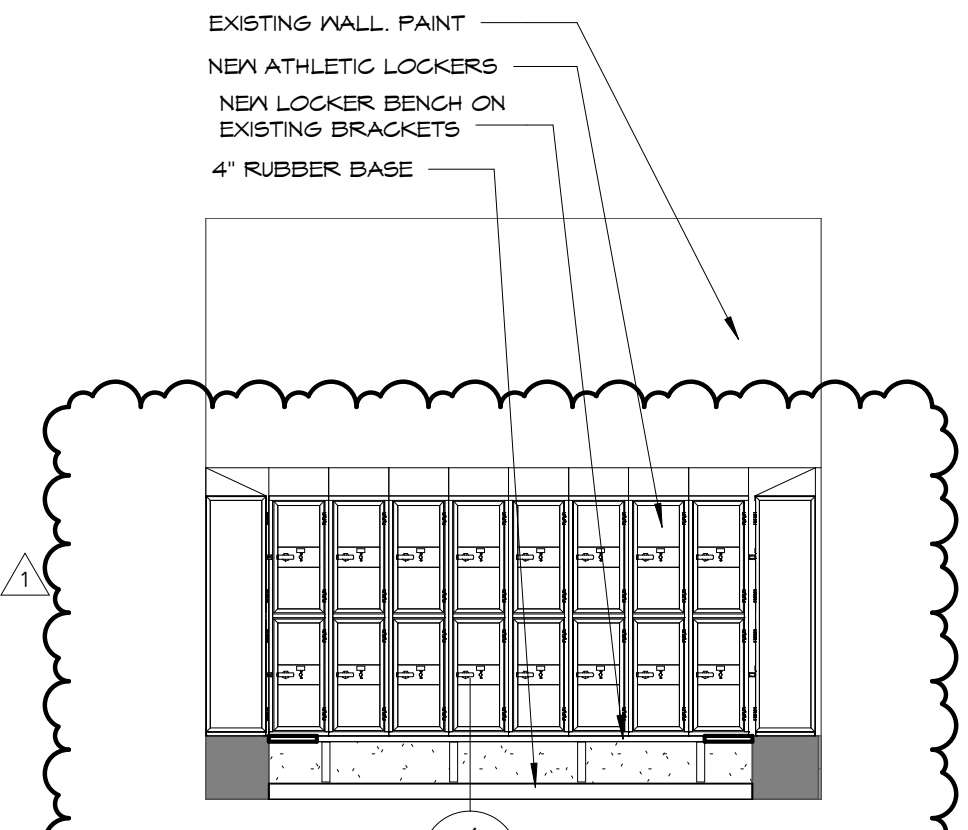
7 150 LOCKERS - WEST WALL
A207 1/4" = 1'-0"



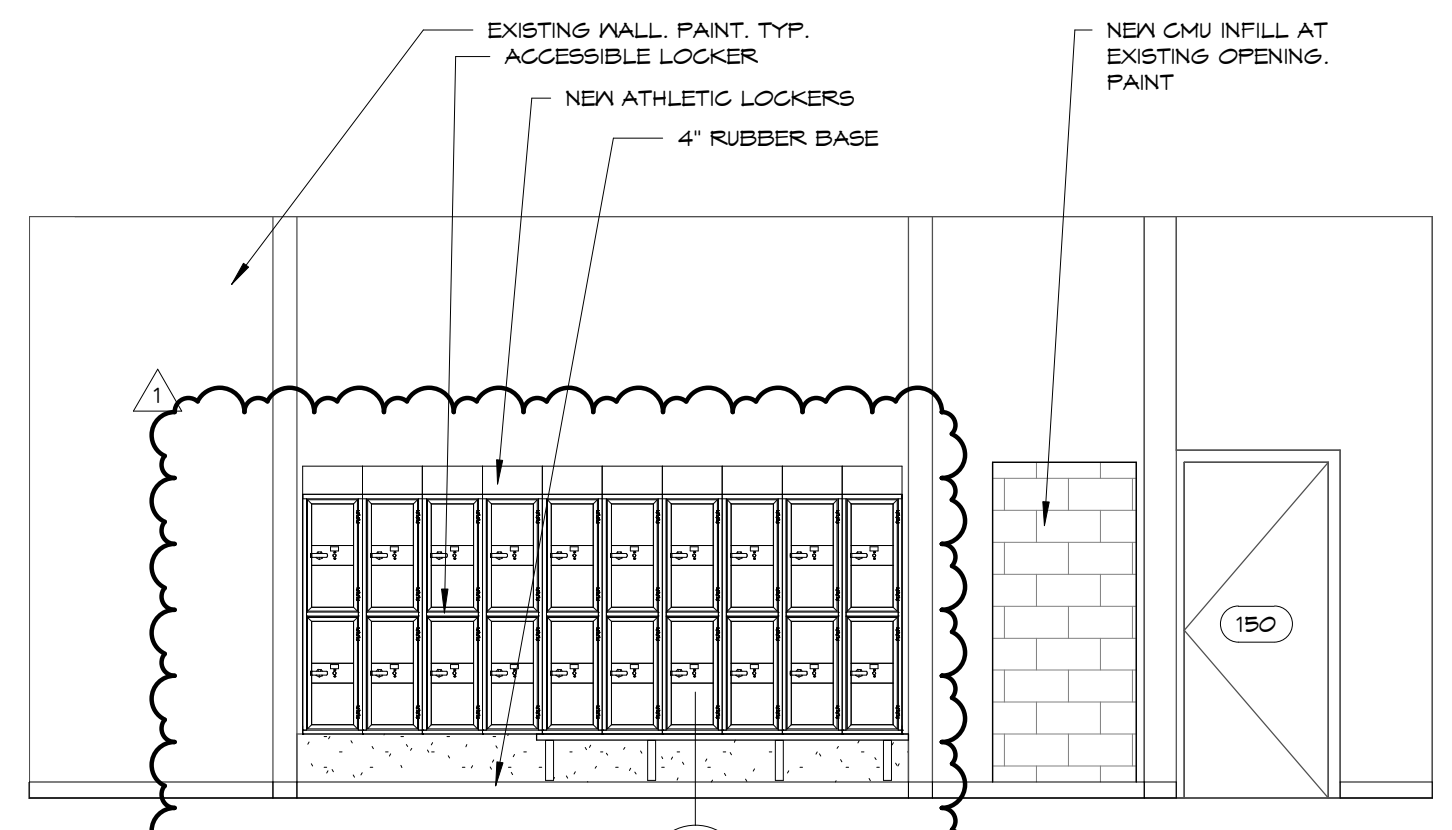
8 150 LOCKERS - SOUTH WALL
A207 1/4" = 1'-0"



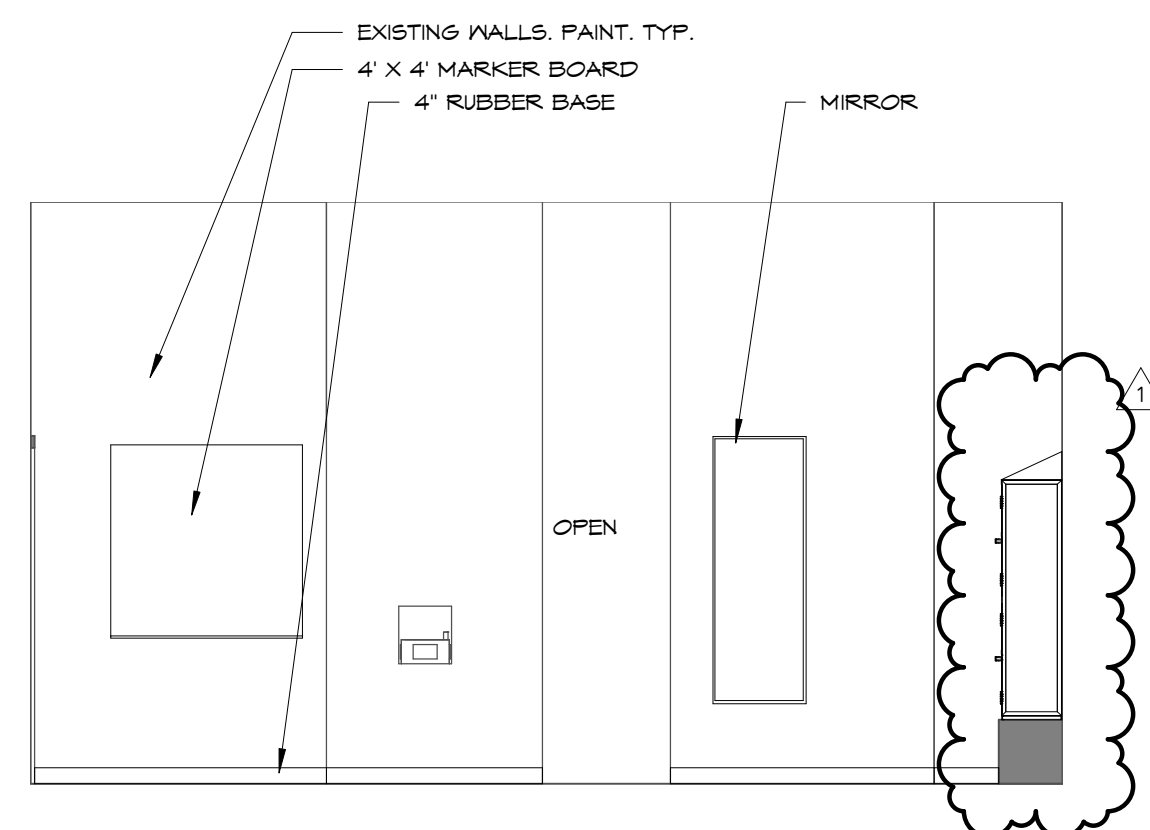
9 150 LOCKERS - PARTIAL SOUTH WALL
A207 1/4" = 1'-0"



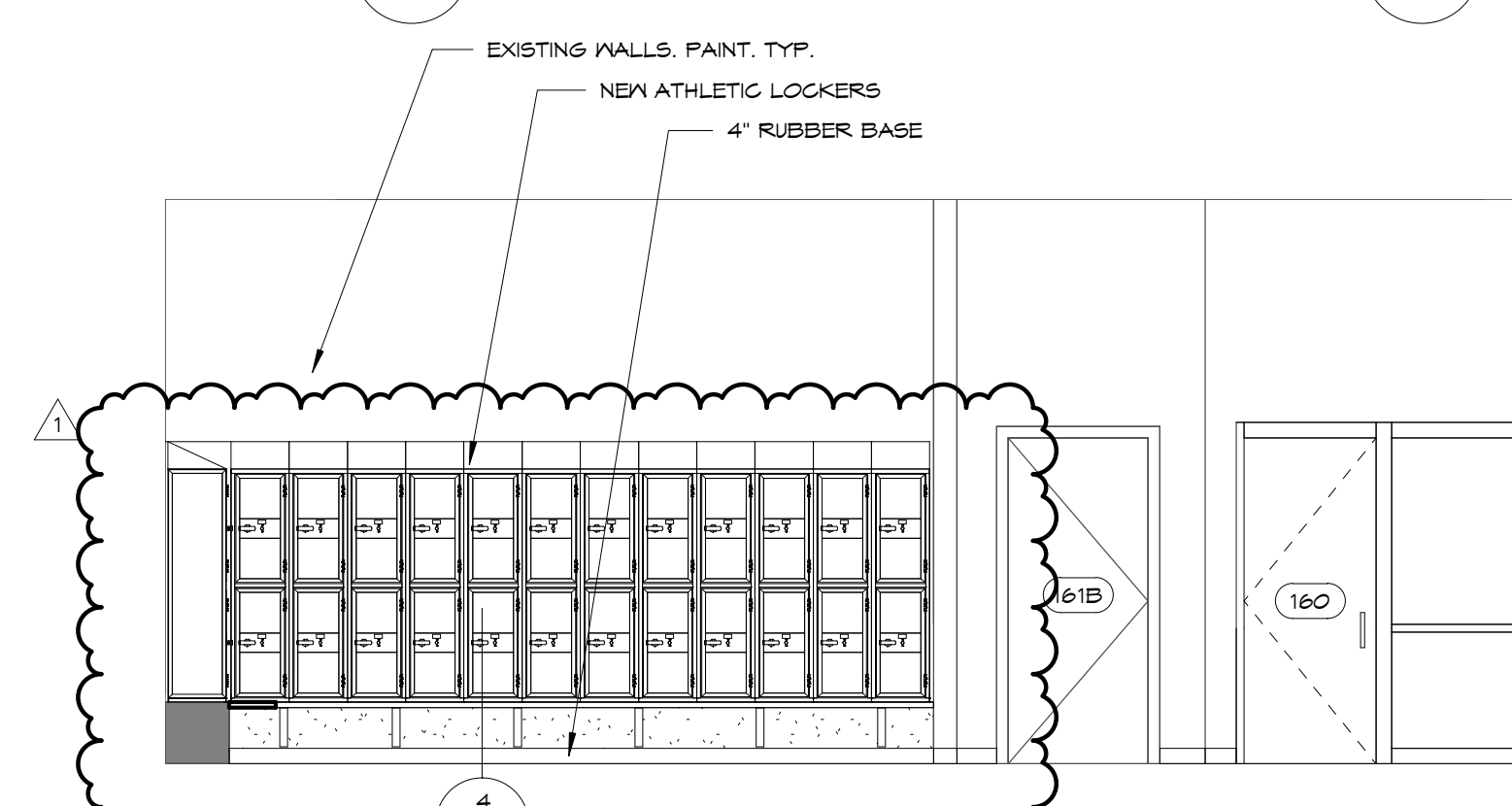
10 155 LOCKERS - EAST WALL
A207 1/4" = 1'-0"



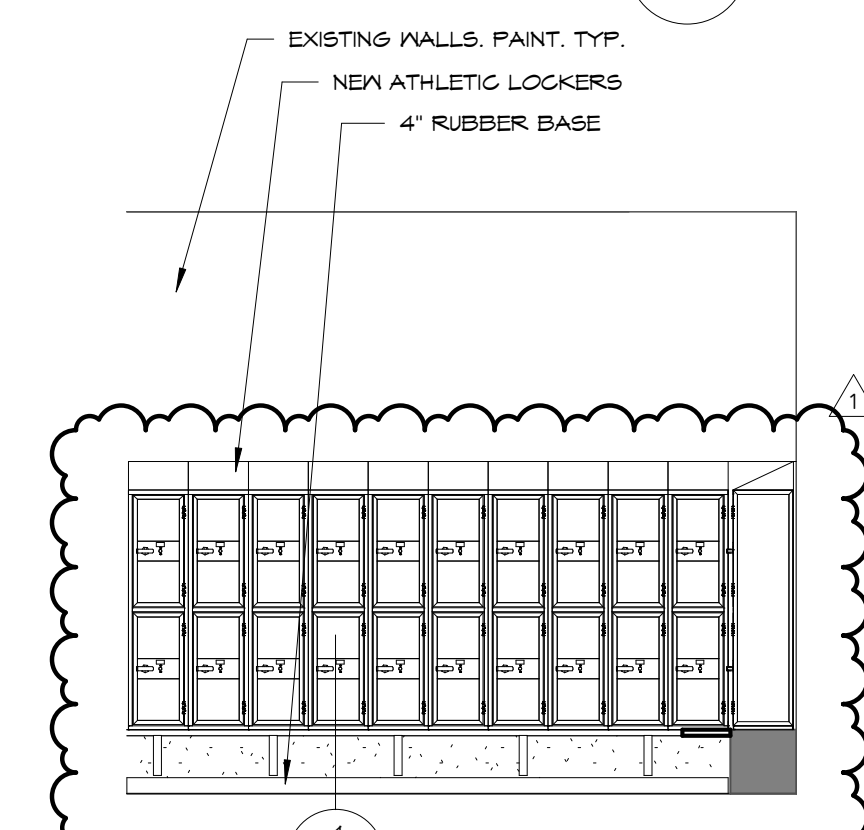
11 155 LOCKERS - NORTH WALL
A207 1/4" = 1'-0"



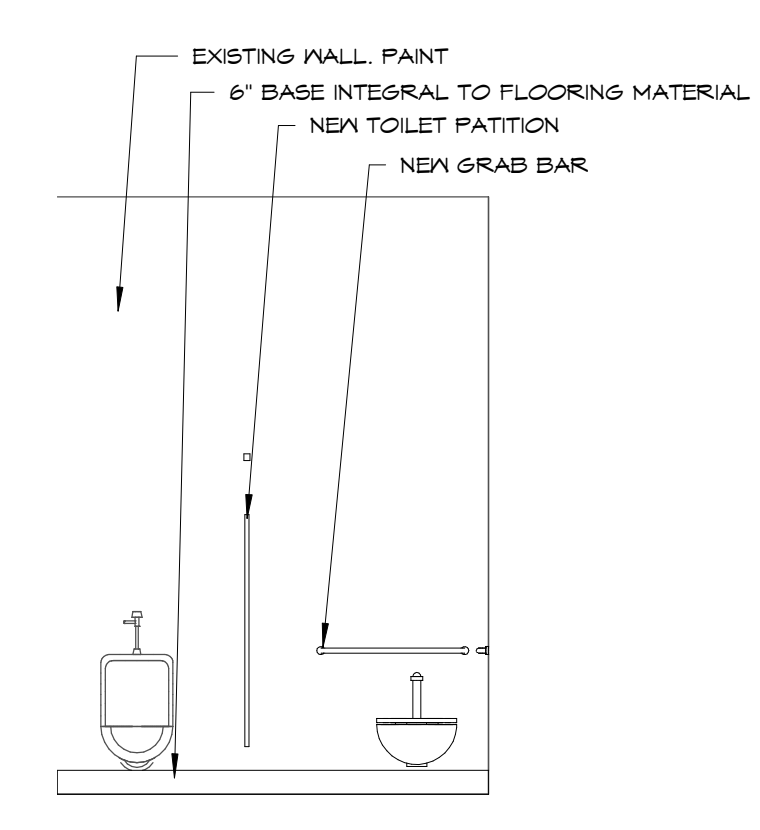
12 155 LOCKERS - WEST WALL
A207 1/4" = 1'-0"



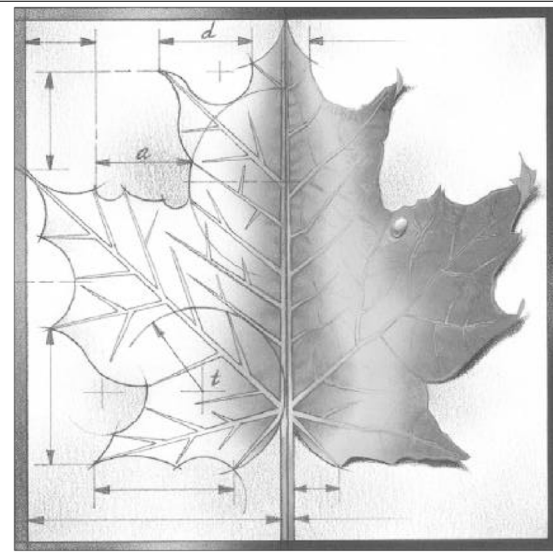
13 155 LOCKERS - SOUTH WALL
A207 1/4" = 1'-0"



14 155 LOCKERS - PARTIAL NORTH WALL
A207 1/4" = 1'-0"



15 152 TOILETS - SOUTH WALL
A207 1/4" = 1'-0"



BBN

BBN ARCHITECTS INC
228 POYNITZ AVENUE
MANHATTAN, KANSAS 66502
PH: 785-776-4912 - FAX: 785-776-0944
WWW.BBNARCHITECTS.COM

Information provided on the drawings regarding existing conditions has been obtained from the best source available, but cannot be guaranteed in all respects. Contractor shall verify all such information prior to proceeding with any new work that may be affected. Include as part of the contract all work required to produce the indicated result. All drawings and written material appearing herein constitute the original and unpublished work of the Architect, and same may not be duplicated, used or disclosed without the written consent of the Architect.

1	ADDENDUM 1	3-29-18
REV	DESC	DATE

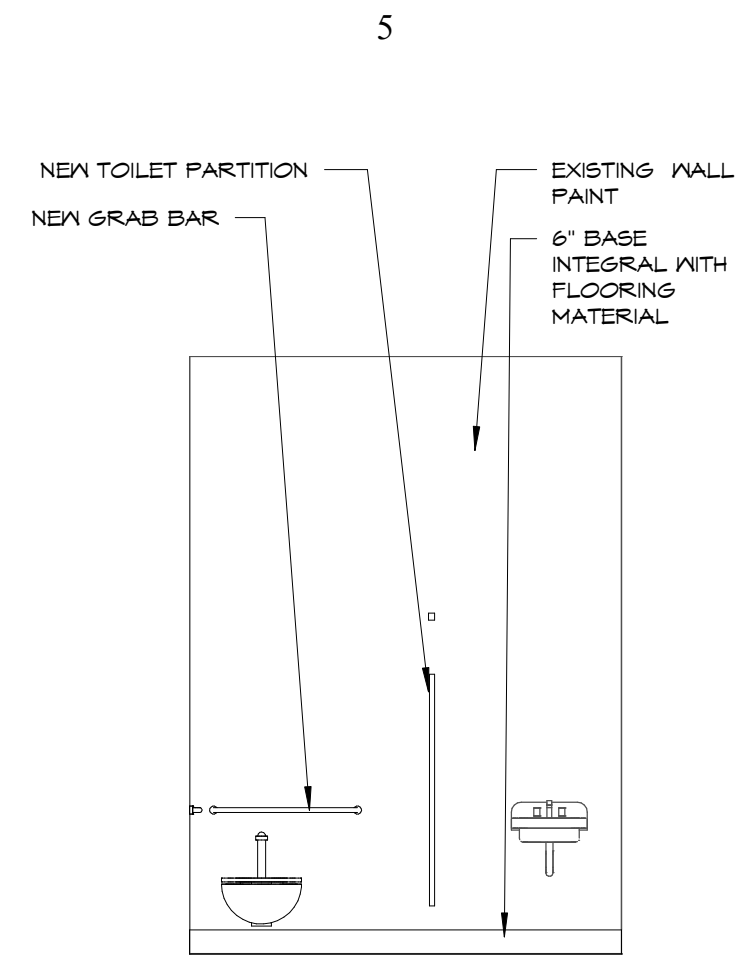
Project Number: **16036**
Date: **3/23/18**

Project Name:
USD 320 WAMEGO HIGH SCHOOL IMPROVEMENTS

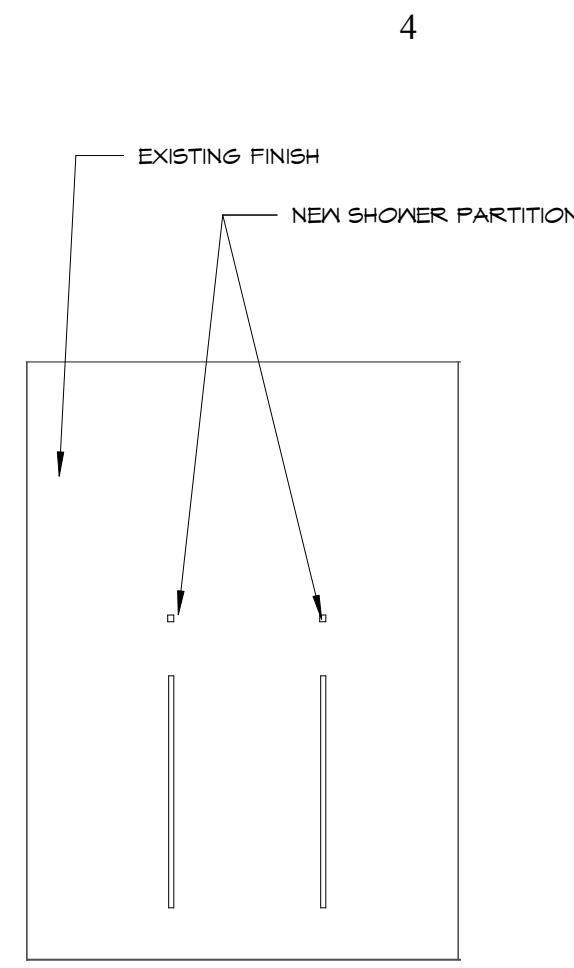
Project Address:
**801 LICNOLN AVENUE
WAMEGO, KS 66547**

Sheet Title:
INTERIOR ELEVATIONS

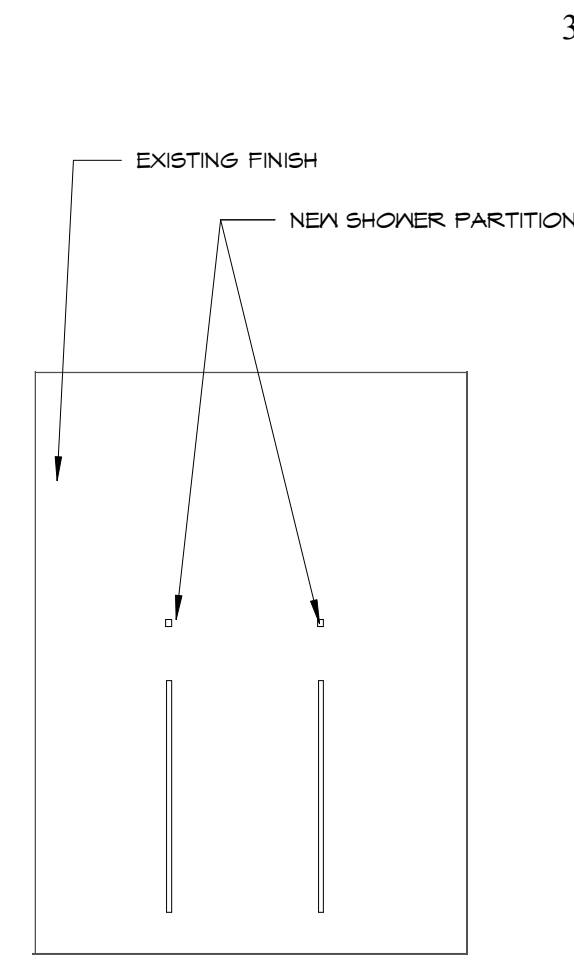
Sheet:
A207



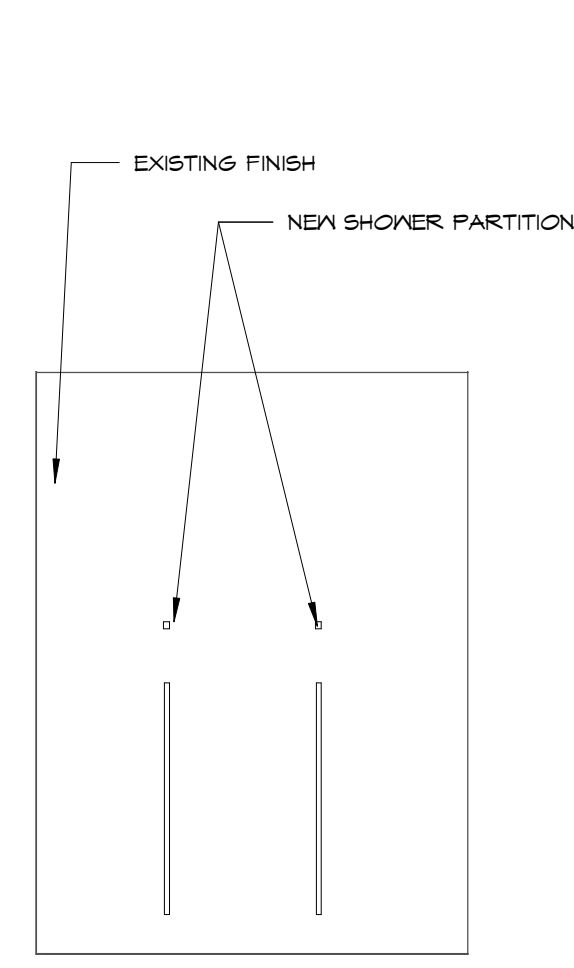
1
A20B
156 TOILETS - NORTH WALL
1/4" = 1'-0"



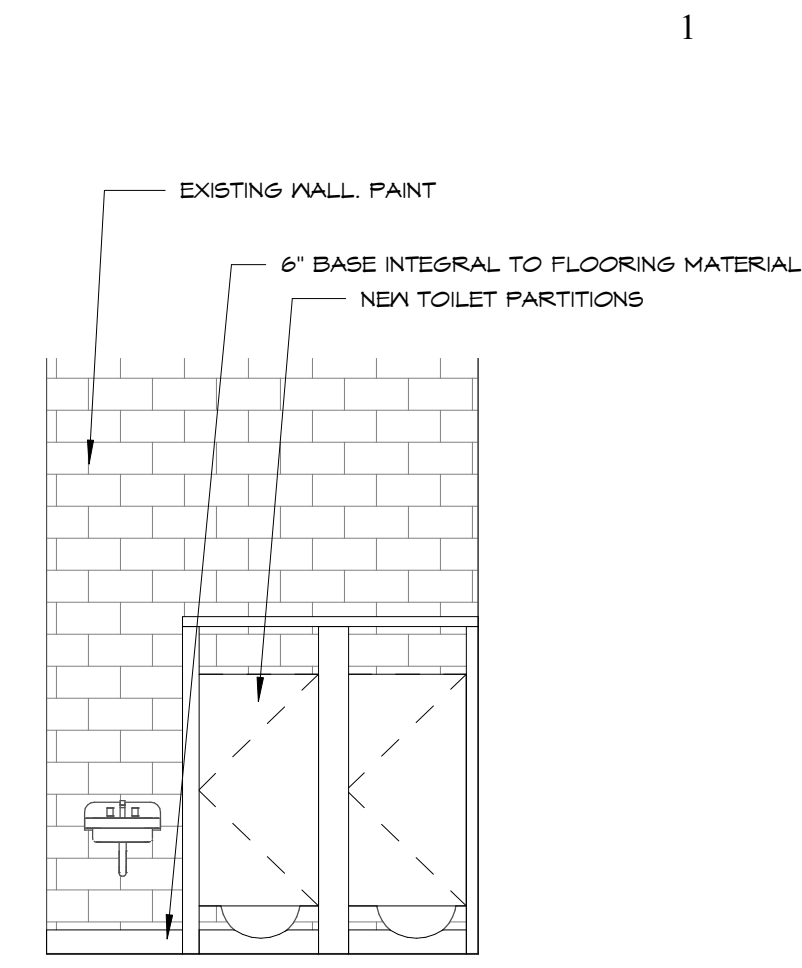
2
A20B
151 SHOWER - NORTH WALL
1/4" = 1'-0"



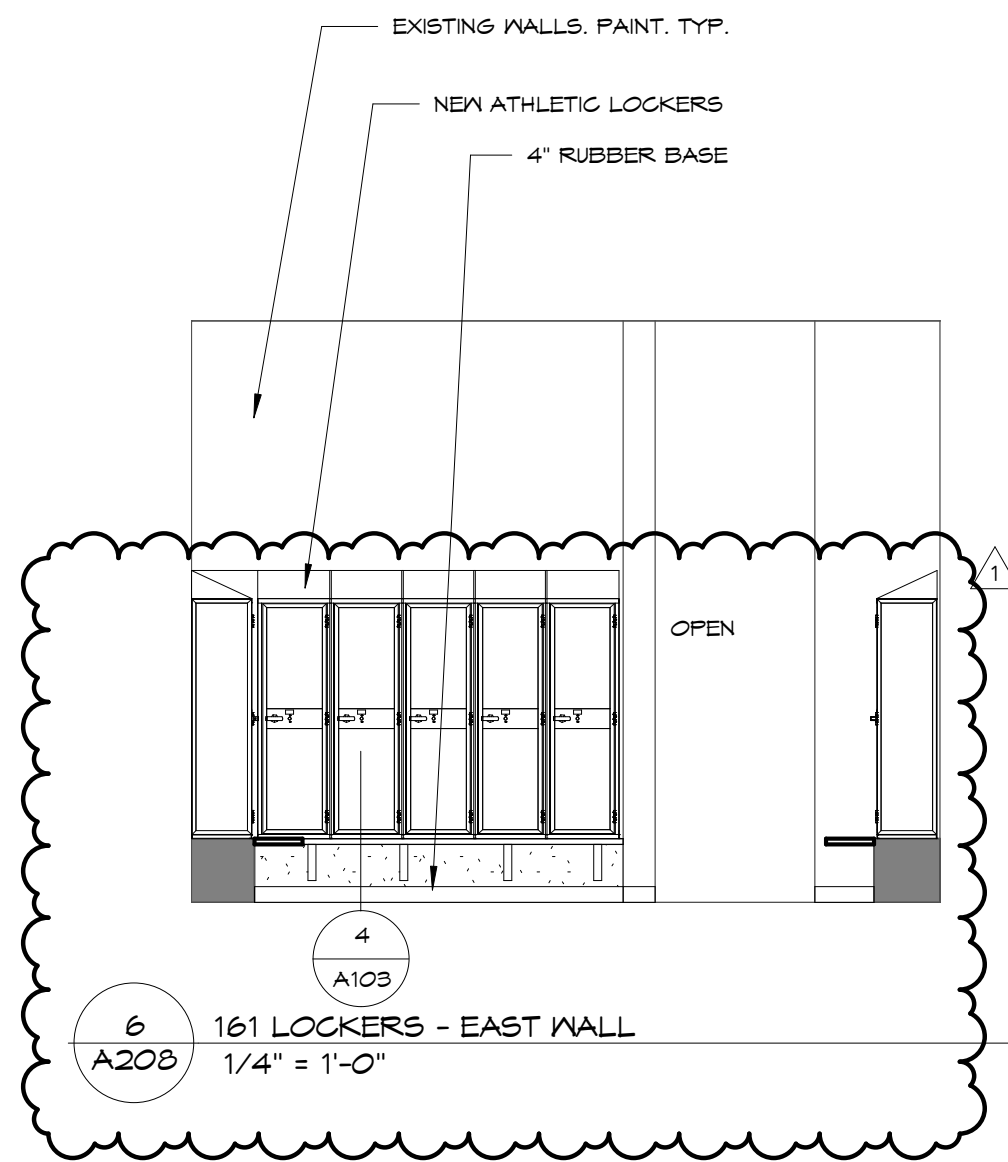
3
A20B
151 SHOWER - SOUTH WALL
1/4" = 1'-0"



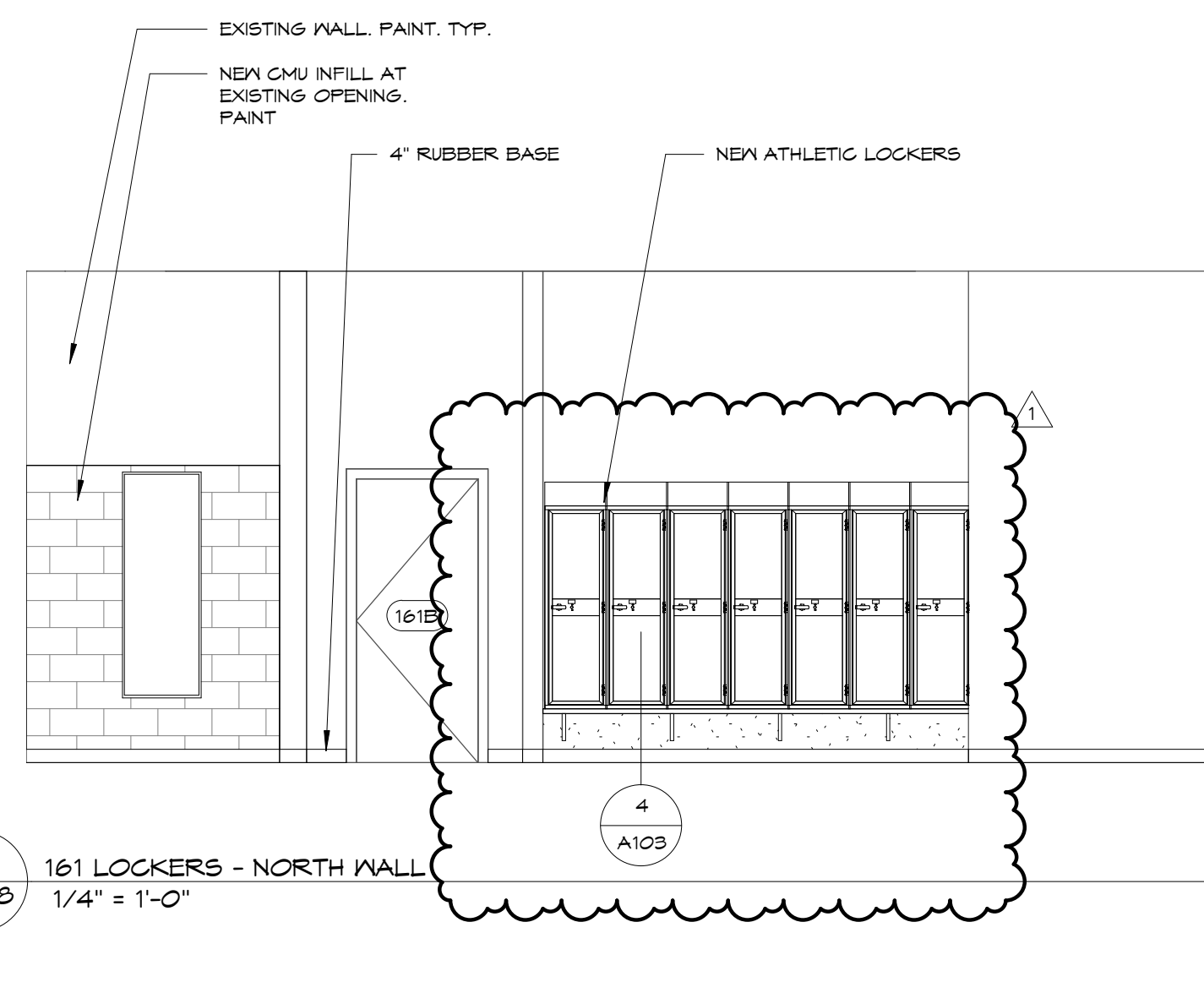
4
A20B
162 SHOWERS - NORTH WALL
1/4" = 1'-0"



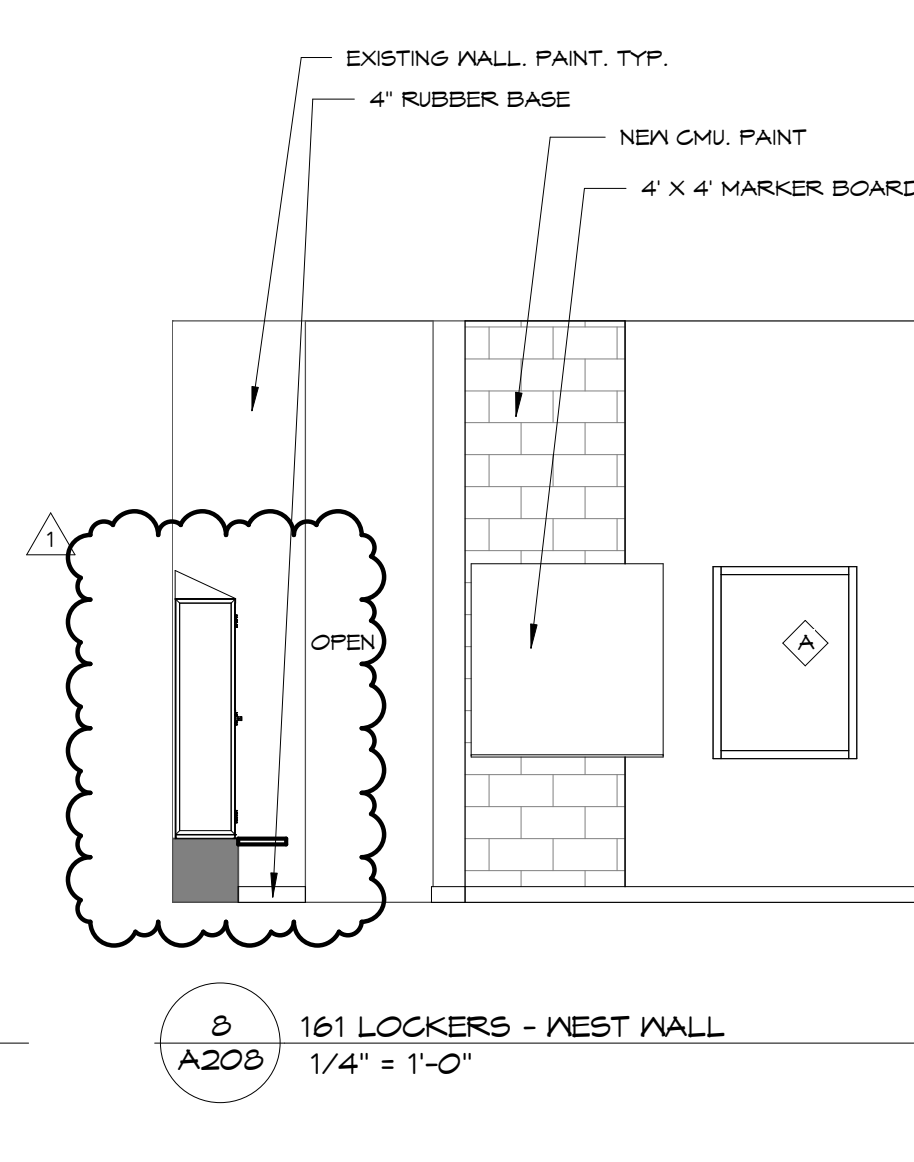
5
A20B
163 TOILETS - SOUTH WALL
1/4" = 1'-0"



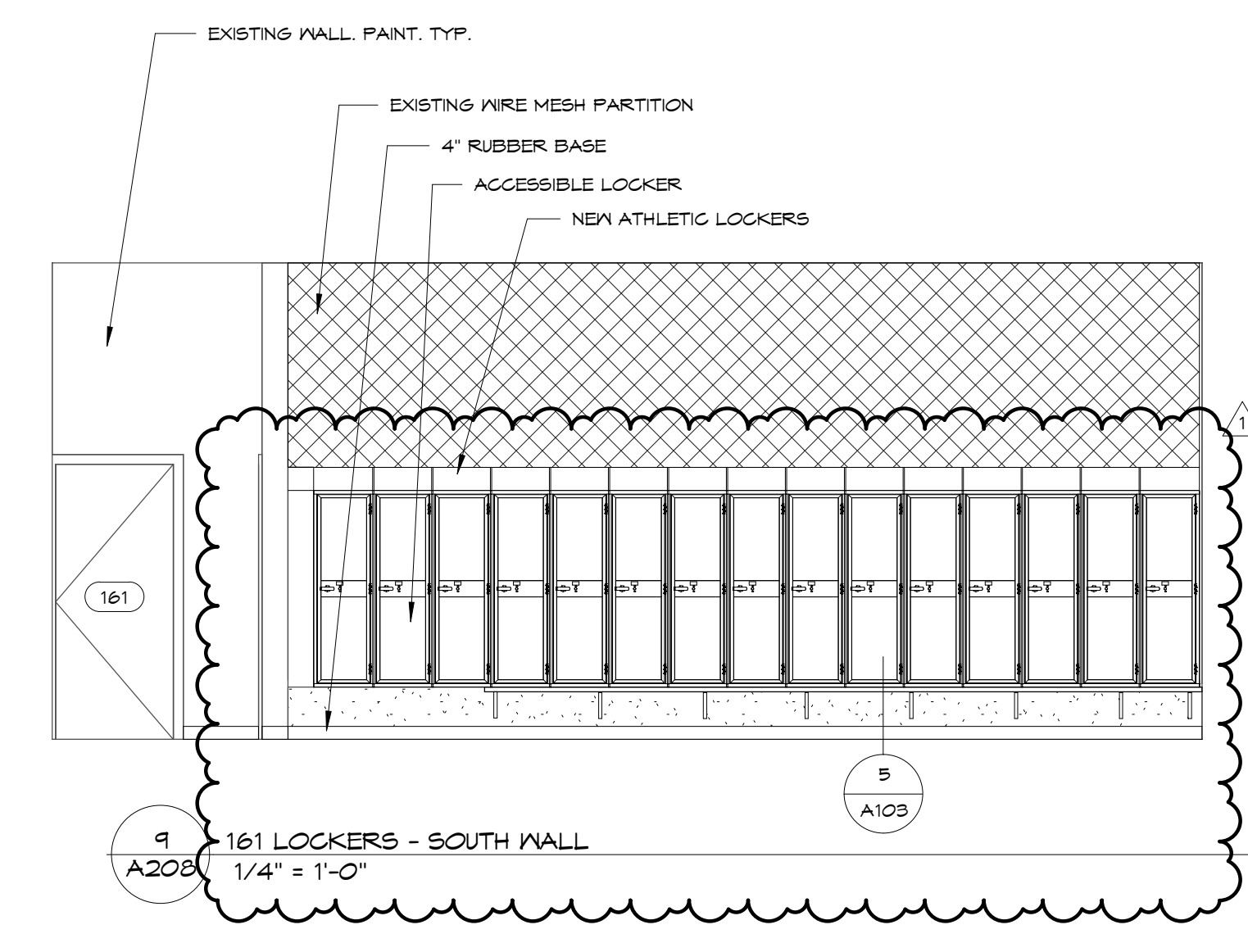
6
A20B
161 LOCKERS - EAST WALL
1/4" = 1'-0"



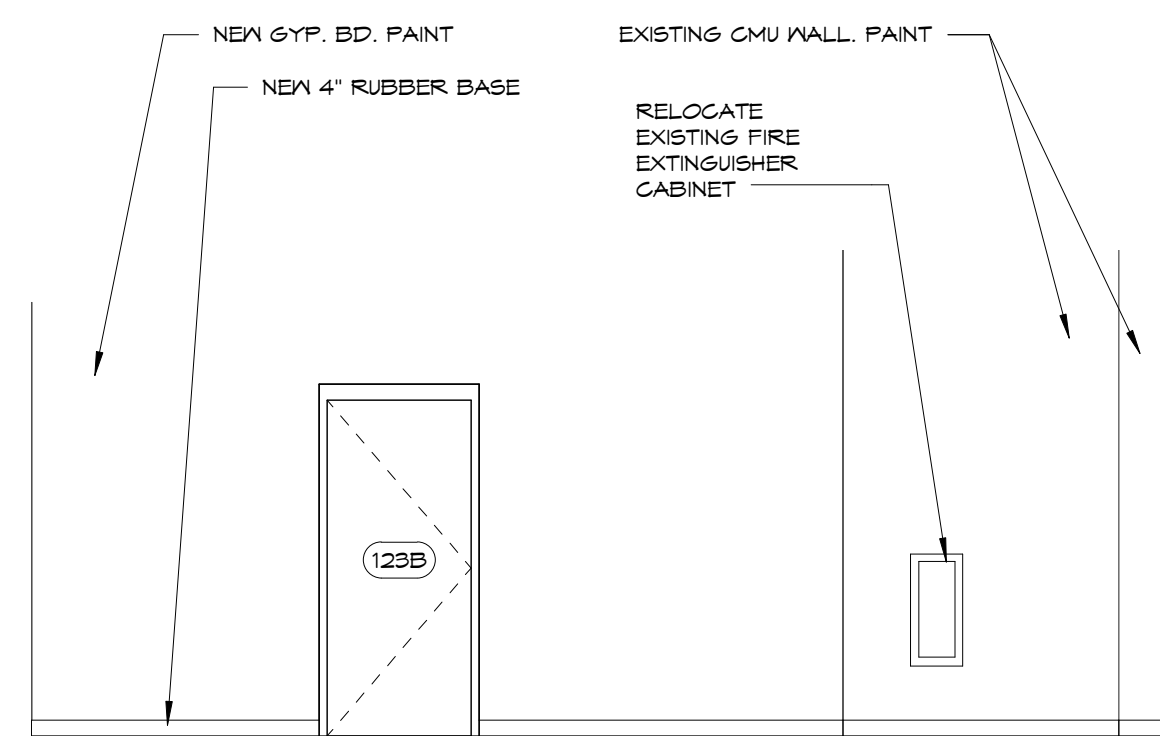
7
A20B
161 LOCKERS - NORTH WALL
1/4" = 1'-0"



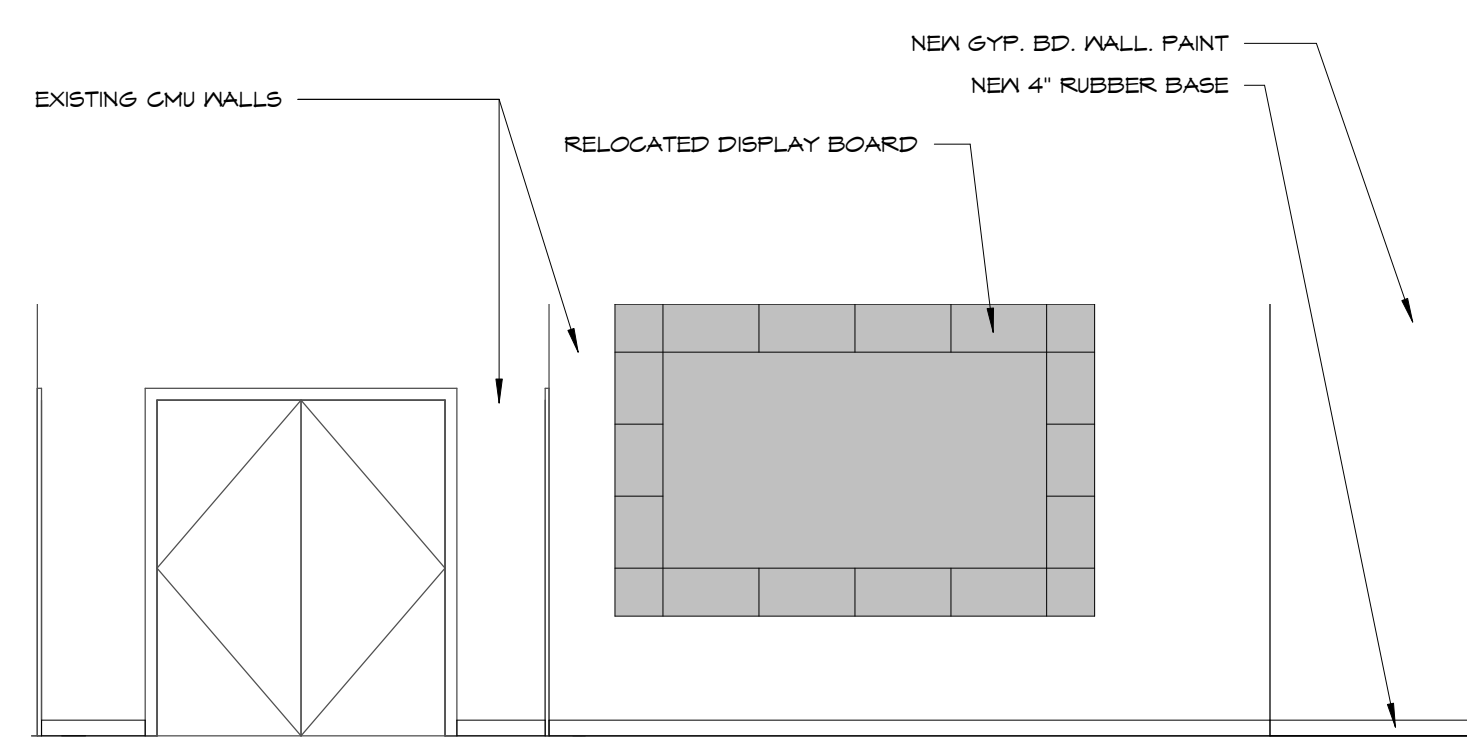
8
A20B
161 LOCKERS - WEST WALL
1/4" = 1'-0"



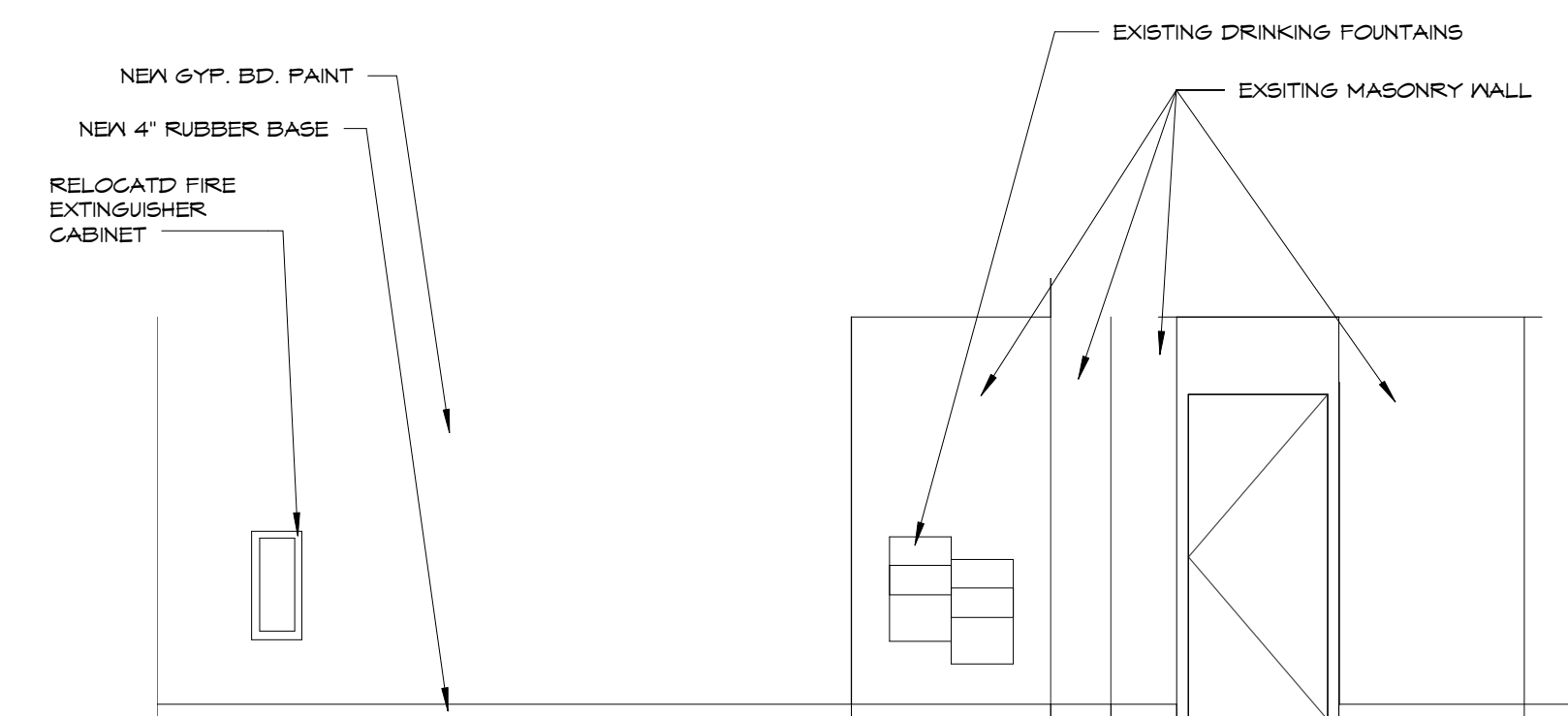
9
A20B
161 LOCKERS - SOUTH WALL
1/4" = 1'-0"



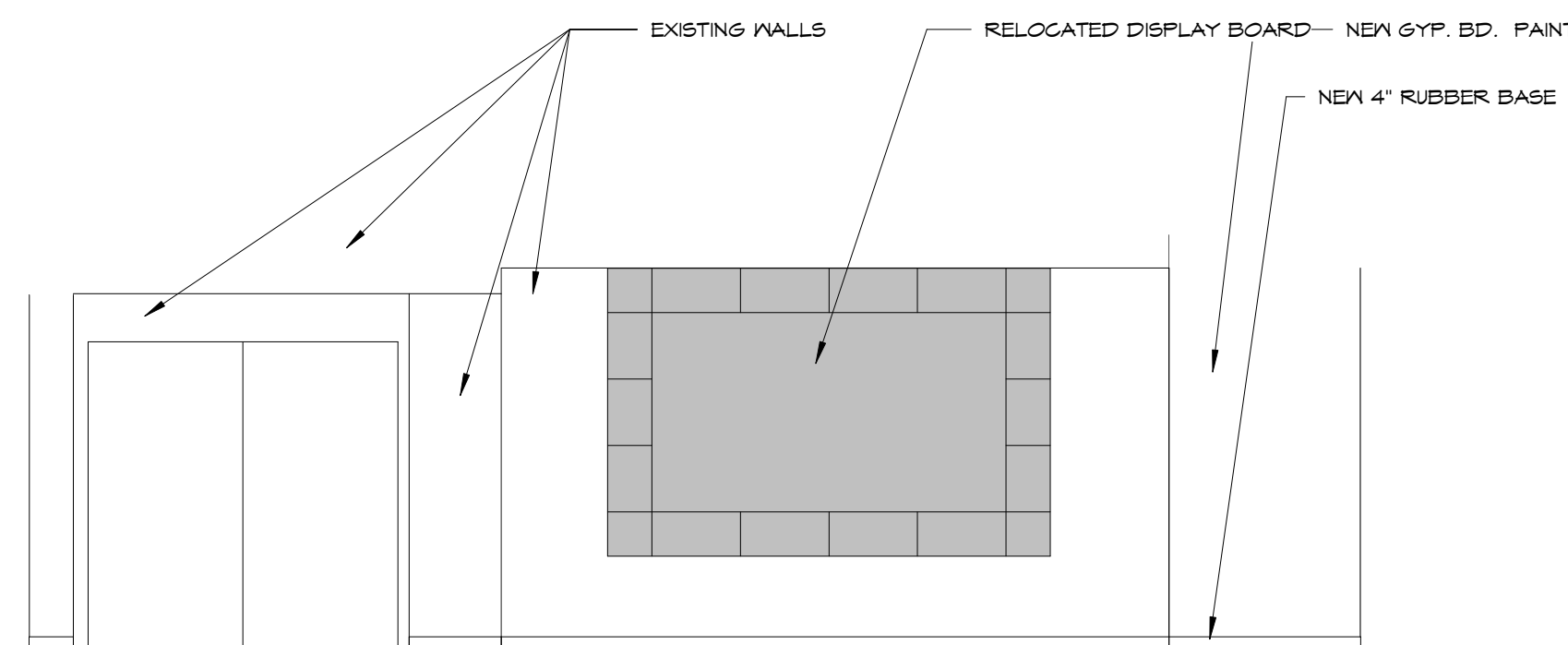
10
A20B
123A STUDENT AREA - EAST WALL
1/4" = 1'-0"



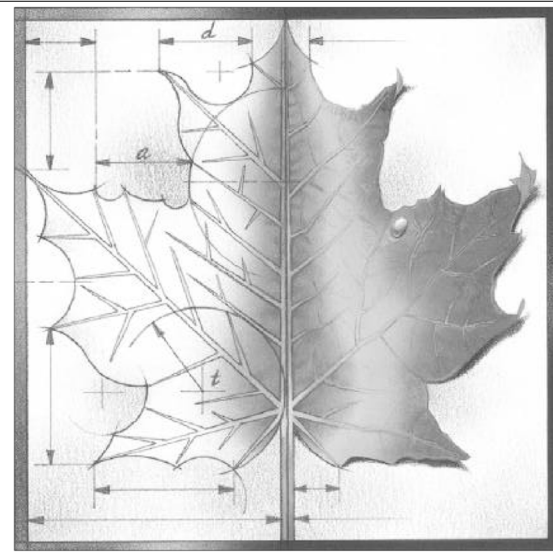
11
A20B
123A STUDENT AREA - NORTH WALL
1/4" = 1'-0"



12
A20B
213 STUDENT AREA - EAST WALL
1/4" = 1'-0"



13
A20B
213 STUDENT AREA - NORTH WALL
1/4" = 1'-0"



BBN

BBN ARCHITECTS INC
228 POYNTZ AVENUE
MANHATTAN, KANSAS 66502
PH: 785-776-4912 - FAX: 785-776-0944
WWW.BBNARCHITECTS.COM

Information provided on the drawings regarding existing conditions has been obtained from the best source available, but cannot be guaranteed in all respects. Contractor shall verify all such information prior to proceeding with any new work that may be affected. Include as part of the contract all work required to produce the indicated result. All drawings and written material appearing herein constitute the original and unpublished work of the Architect, and same may not be duplicated, used or disclosed without the written consent of the Architect.

1	ADDENDUM 1	3-29-18
REV	DESC	DATE

Project Number: **16036**
Date: **3/23/18**

Project Name:
USD 320 WAMEGO HIGH SCHOOL IMPROVEMENTS

Project Address:
**801 LICNOLN AVENUE
WAMEGO, KS 66547**

Sheet Title:
INTERIOR ELEVATIONS

Sheet:
A208

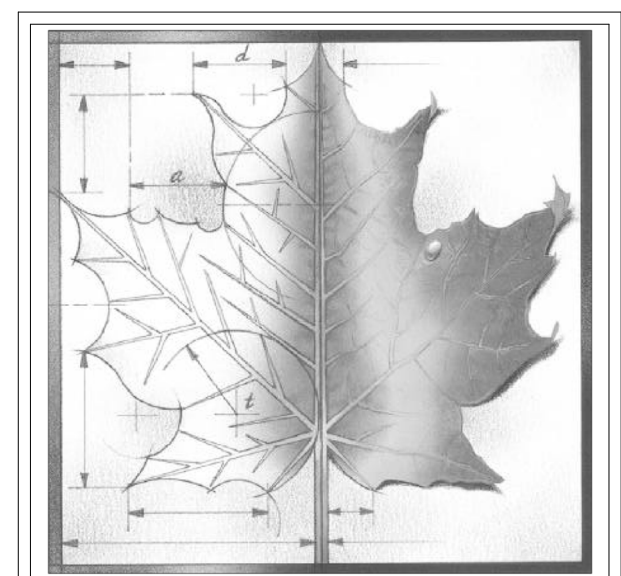
ROOM FINISH SCHEDULE														
Number	Name	Floor Finish	Base Finish	North		East		South		West		Ceiling		Comments
				Material	Finish	Material	Finish	Material	Finish	Material	Finish	Finish	Height	
110	WOMEN	RF-2	RF-2	EF	PT	EF	PT	EF	PT	EF	PT	APC-2		1
111	MEN	RF-2	RF-2	EF	PT	EF	PT	EF	PT	EF	PT	APC-2		1
112	CLASSROOM	VCT	R	CMU	PT	EF	PT	EF	PT	EF	PT	E		
113	CORRIDOR	---	---	---	---	---	---	---	---	---	---	---		
115	PRESCHOOL	VCT	R	GWB	PT	GWB	PT	CMU	PT	EF	PT	APC-2	9' - 4"	
116	RESTROOM	RF-2	RF-2	GWB	EPX	EF	EPX	GWB	EPX	GWB	EPX	APC-2	9' - 4"	
117	KITCHEN	RF-2	RF-2	GWB	PT	EF/GB	PT	GWB	PT	GWB	PT	APC-1	8' - 0"	
118	FACS	RF-2	RF-2	EF/GWB	EPX	EF/GWB	EPX	GWB	EPX	EF	EPX	APC-1		
119	EQUIP	RF-2	RF-2	EF	EPX	EF	PT	EF/GWB	EPX	EF	EPX	APC-1	9' - 4"	
123A	STUDENT AREA	EF	EF	EF	PT	GWB	PT	EF	---	EF	---	EF/GWB		
123B	UTILITY	EF	---	EF	---	EF	---	GWB	PT	GWB	PT	EXP		
138	HALL	VCT	R	EF	PT	EF	PT	EF	PT	CMU	PT	APC-2		
138A	ALCOVE	VCT	R	CMU	PT	CMU	PT	CMU	PT	CMU	PT	GWB	10' - 0"	
139	LOCKERS	EXP	R	CMU	PT	CMU	PT	CMU	PT	EF	PT	EXP/GWB		
139A	VEST.	EXP	R	CMU	PT	CMU	PT	CMU	PT	CMU	PT	GWB	7' - 9"	
139B	MEETING	VCT	R	CMU	PT	CMU	PT	CMU	PT	CMU	PT	APC-2	9' - 4"	
139C	STORAGE	VCT	R	CMU	PT	CMU	PT	CMU	PT	CMU	PT	GWB	7' - 9"	
139D	TOILETS	RF-2	RF-2	CMU	EPX	CMU/EF	EPX	CMU	EPX	CMU	EPX	GWB	7' - 9"	
139E	SHOWERS	RF-2	RF-2	CMU	EPX	CMU	EPX	CMU	EPX	EF/CMU	EPX	GWB	7' - 9"	
140	LOCKERS	EXP	R	CMU	PT	CMU	PT	CMU	PT	EF/CMU	PT	EXP		
140A	VEST.	EXP	R	CMU	EPX	CMU	EPX	CMU	EPX	CMU	EPX	GWB	10' - 0"	
140B	LAUNDRY	RF-2	RF-2	CMU	EPX	CMU	EPX	CMU	EPX	CMU	EPX	GWB	10' - 0"	
140C	STORAGE	VCT	R	CMU	PT	CMU	PT	CMU	PT	CMU	PT	GWB	10' - 0"	
140D	TOILETS	RF-2	RF-2	CMU	EXP	CMU	EXP	CMU	EXP	CMU	EXP	GWB	10' - 0"	
140E	SHOWERS	RF-2	RF-2	CMU	EXP	CMU	EXP	CMU	EXP	EF/CMU	EXP	GWB	10' - 0"	
142	STORAGE	RF-2	RF-2	EF	PT	CMU	PT	EF	PT	EF	PT	APC-1	9' - 4"	
143	TRAINING	RF-2	RF-2	EF	PT	EF	EPX	EF	PT	CMU	PT	APC-1	9' - 4"	
144	LOCKERS	SC	R	EF	EPX	EF	EPX	EF/CMU	EPX	EF/CMU	EPX	EF		
145	TOILETS	RF-2	RF-2	EF	EPX	EF	EPX	EF	EPX	EF	EPX	EF		
146	SHOWER	EF	EF	EF	EPX	EF	EPX	EF	EPX	EF	EPX	EF		
149	OFFICE	SC	R	EF/CMU	EPX	EF	EPX	EX	EPX	EX	EPX	APC-2	9' - 0"	
150	LOCKERS	SC	R	EF	EPX	EF	EPX	EX	EPX	EX	EPX	EF		
151	SHOWER	EF	EF	EF	EPX	EF	EPX	EX	EPX	EX	EPX	EF		
152	TOILETS	RF-2	RF-2	EF	EPX	EF	EPX	EX	EPX	EX	EPX	EF		
154	EQUIPMENT	SC	R	EF	EPX	EF	EPX	EX	EPX	EX	EPX	EF		
155	LOCKERS	SC	R	EF	EPX	EF	EPX	EX	EPX	EX	EPX	EF		
156	TOILETS	RF-2	RF-2	EF	EPX	EF	EPX	EX	EPX	EX	EPX	EF		
157	SHOWER	EF	EF	EF	EPX	EF	EPX	EX	EPX	EX	EPX	EF		
160	OFFICE	SC	R	EF	EPX	EF	EPX	EF/CMU	EPX	EX	EPX	APC-2	9' - 0"	
161	LOCKERS	SC	R	EF/CMU	EPX	EF	EPX	EF	EPX	EX	EPX	EF		
161A	STORAGE	SC	R	EF	EPX	EF	EPX	EF	EPX	EX	EPX	EF		
162	SHOWER	EF	EF	EF	EPX	EF	EPX	EF	EPX	EX	EPX	EF		
163	TOILETS	RF-2	RF-2	EF	EPX	EF	EPX	EF	EPX	EX	EPX	EF		
164	STORAGE	SC	R	EF	EPX	EF	EPX	EF	EPX	EX	EPX	EF		
175A	ALCOVE	SC	R	EF	EPX	EF	EPX	EF	EPX	EX	EPX	EF		
204	JAN.	---	---	---	---	---	---	---	---	---	---	---		
205	WOMEN	RF-2	RF-2	EF	PT	EF	PT	EF	PT	EF	PT	APC-2		1
206	MEN	RF-2	RF-2	EF	PT	EF	PT	EF	PT	EF	PT	APC-2		1
209	CORRIDOR	---	---	---	---	---	---	---	---	---	---	---		
212	CLASSROOM	---	---	---	---	---	---	---	---	---	---	---		
213	STUDENT AREA	EF	EF	EF	PT	EF/GWB	PT	EF	---	EF	---	EF/GWB		2
237	UPPER GYMNASIUM													

FLOOR FINISH	BASE MATERIAL
EF - EXISTING FINISH	EF - EXISTING FINISH
EXP - EXPOSED SEALED CONCRETE	R - 4" RUBBER COVE BASE
RF-2 - RESINOUS FLOORING SYSTEM	RF-2 - RESINOUS FLOORING SYSTEM
VCT - VINYL COMPOSITION TILE	
SC - SEAL EXISTING CONCRETE	

WALL MATERIAL	WALL FINISH	CEILING
EF - EXISTING MATERIAL	EF - EXISTING FINISH	EF - EXISTING FINISH
GWB - GYPSUM WALL BOARD	PT - PAINT	GWB - PAINTED GYPSUM WALL BOARD
CMU - CONCRETE MASONRY UNITS	EPT - EPOXY PAINT	EPX - EPOXY PAINT
	FRP - FIBERGLASS REINFORCED PLASTIC WALL PANELS	APC1- ACOUSTICAL PANEL CEILING - TYPE 1
		APC2- ACOUSTICAL PANEL CEILING - TYPE 2
		EXP - EXPOSED STRUCTURE

COMMENTS:
 1. PROVIDE NEW PANELS IN EXISTING SUSPENSION SYSTEM
 2. PATCH AND PAINT WALL AT RELOCATED GRILL. PAINT ENTIRE WALL CORNER TO CORNER

ROOM FINISH SCHEDULE LEGEND
 1/4" = 1'-0"



BBN

BBN ARCHITECTS INC
 228 POYNITZ AVENUE
 MANHATTAN, KANSAS 66502
 PH: 785-776-4912 - FAX: 785-776-0944
 WWW.BBNARCHITECTS.COM

Information provided on the drawings regarding existing conditions has been obtained from the best source available, but cannot be guaranteed in all respects. Contractor shall verify all such information prior to proceeding with any new work that may be affected. Include as part of the contract all work required to produce the indicated result. All drawings and written material appearing herein constitute the original and unpublished work of the Architect, and same may not be duplicated, used or disclosed without the written consent of the Architect.

1	ADDENDUM 1	3-29-18
REV	DESC	DATE

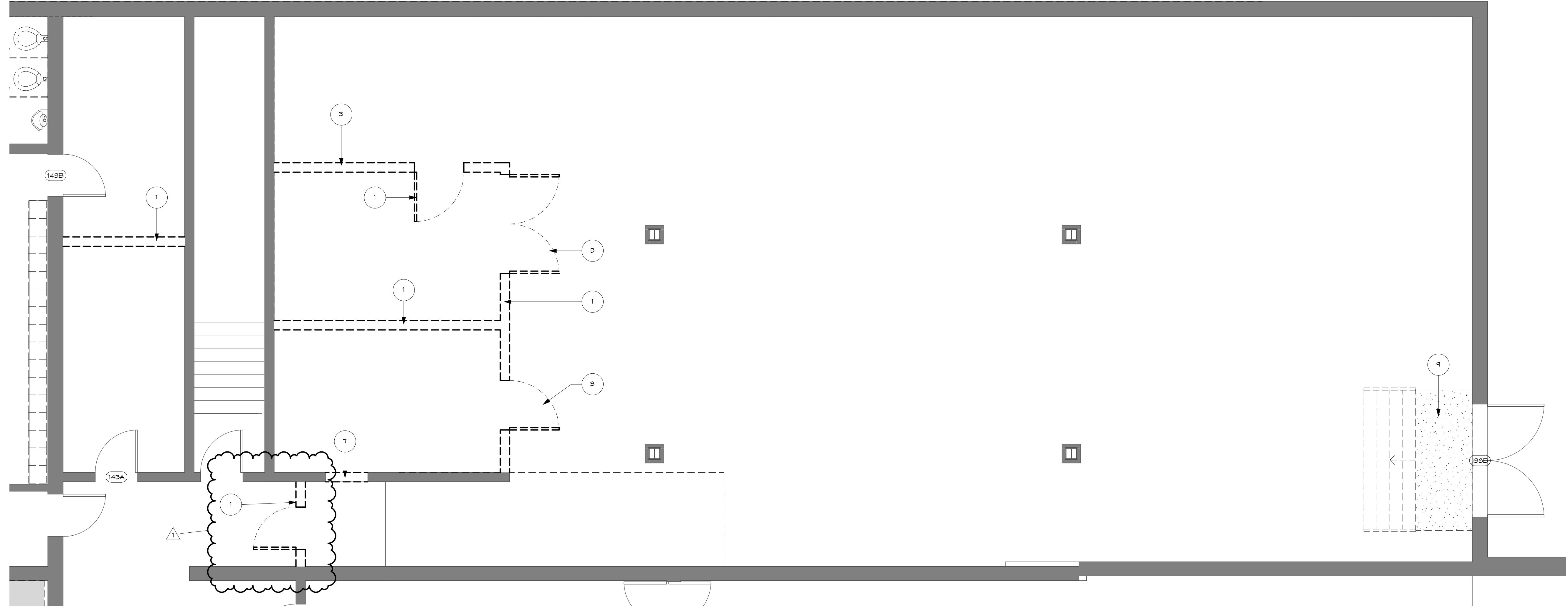
Project Number: **16036**
 Date: **3/23/18**
 Project Name:
USD 320 WAMEGO HIGH SCHOOL IMPROVEMENTS
 Project Address:
**801 LICNOLN AVENUE
 WAMEGO, KS 66547**

Sheet Title:


FINISH SCHEDULE

Sheet:

A601



1 DEMOLITION PLAN LEVEL 1 -NEW LOCKERS
 D104 1/4" = 1'-0"



BBN

BBN ARCHITECTS INC
 228 POYNITZ AVENUE
 MANHATTAN, KANSAS 66502
 PH: 785-776-4912 - FAX: 785-776-0944
 WWW.BBNARCHITECTS.COM

Information provided on the drawings regarding existing conditions has been obtained from the best source available, but cannot be guaranteed in all respects. Contractor shall verify all such information prior to proceeding with any new work that may be affected. Include as part of the contract all work required to produce the indicated result. All drawings and written material appearing herein constitute the original and unpublished work of the Architect, and same may not be duplicated, used or disclosed without the written consent of the Architect.

DEMOLITION NOTES:

- 1 REMOVE EXISTING WALL
- 2 REMOVE EXISTING LOCKERS
- 3 REMOVE EXISTING DOOR, FRAME AND TRIM
- 4 REMOVE EXISTING STOREFRONT FRAME AND DOOR
- 5 REMOVE EXISTING PLUMBING FIXTURE
- 6 REMOVE EXISTING TOILET PARTITIONS
- 7 REMOVE EXISTING MASONRY WALL FOR INSTALLATION OF NEW DOOR OR WINDOW
- 8 REMOVE EXISTING SHOWER UNIT
- 9 REMOVE EXISTING CONCRETE STAIRS AND LANDING
- 10 REMOVE EXISTING COUNTERTOP

REV	DESC	DATE
1	ADDENDUM 1	3-29-18

Project Number: **16036**

Date: **3/23/18**

Project Name:

USD 320 WAMEGO HIGH SCHOOL IMPROVEMENTS

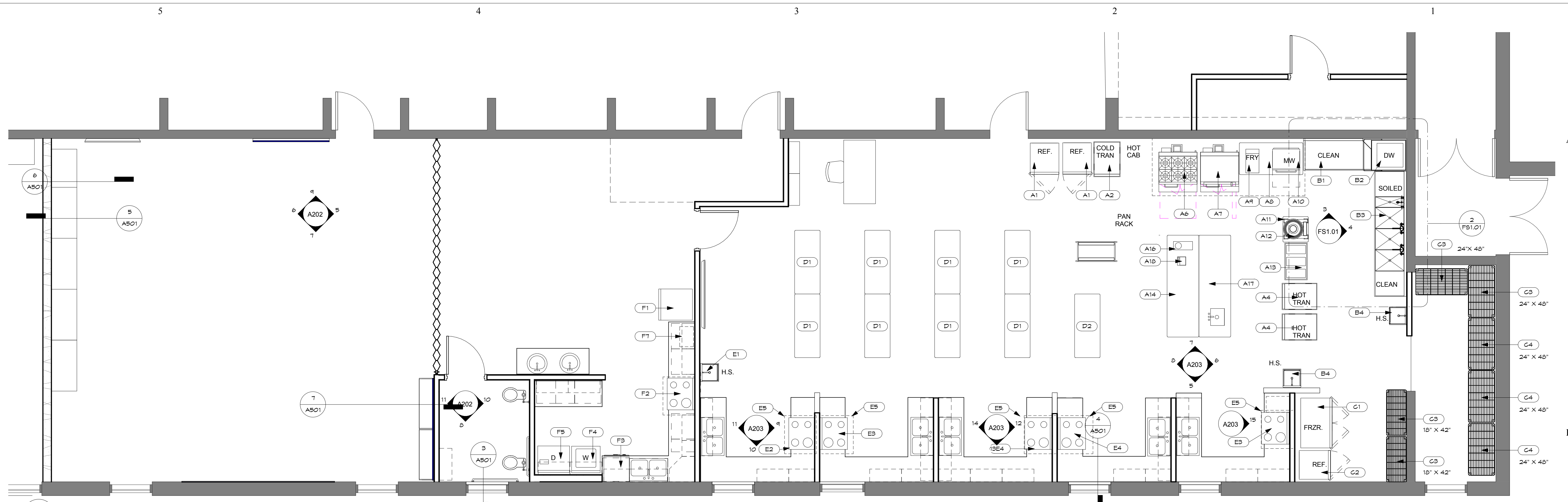
Project Address:
 801 LICNOLN AVENUE
 WAMEGO, KS 66547

Sheet Title:

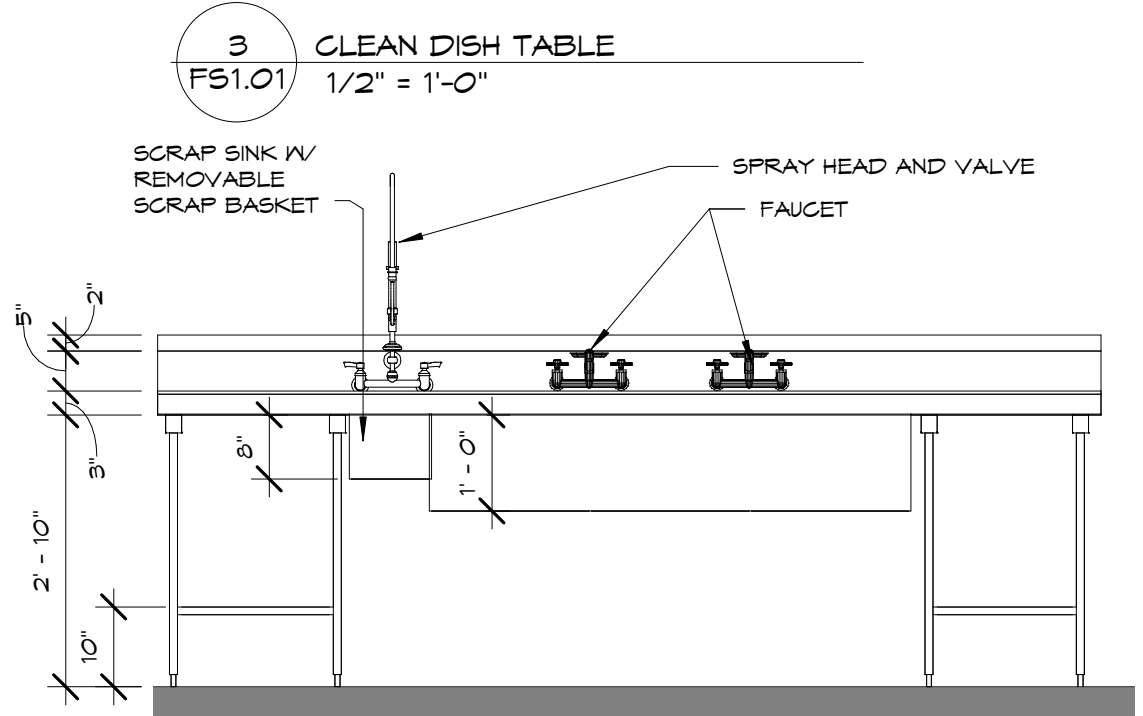
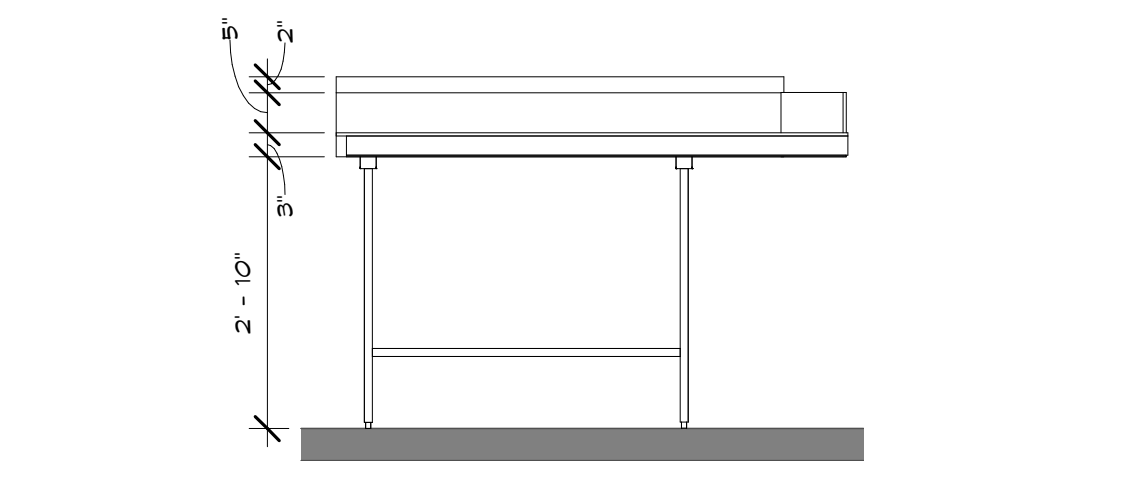
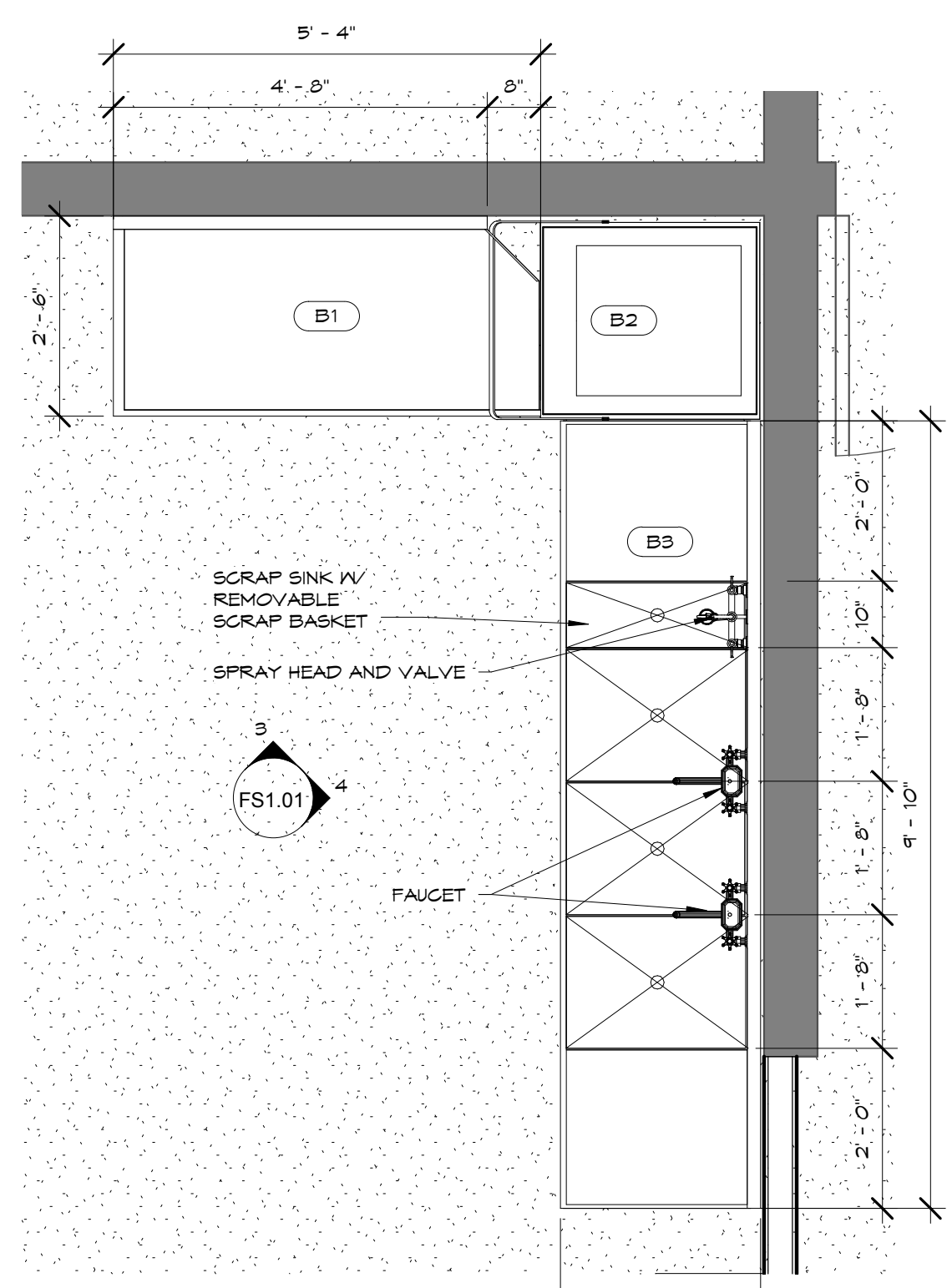
**DEMO PLAN-
 NEW LOCKER
 ROOMS**

Sheet: **D104**

OF:




1 LEVEL 1 - FAC'S EQUIPMENT PLAN
1/4" = 1'-0"



2 FAC'S COMMERCIAL DISHWASHER
1/2" = 1'-0"

EQUIPMENT LIST

ITEM	QTY	DESCRIPTION	MANUFACTURER	MODEL	REMARKS
A1	2	REACH IN REFRIGERATOR	TRUE	T - 23 HC	5 ADDITIONAL SHELVES
A2	2	HALF SIZE TRANSPORT CABINET	CRESCOR	304 - 108G	KOLD KEEPERS
A3	1	HOLDING AND PROOFING CABINET	CRESCOR	H135 - WTA - 11	FULL VIEW WINDOW DOOR
A4	1	HALF SIZE TRANSPORT CABINET	CRESCOR	H334 - UA - 0C	
A5	1	HOOD, TYPE 1 WITH FIRE SUPPRESSION	OTHER TRADES	12' - 0" X 4' - 6" CAPTURE AREA	
A6	1	RANGE / OVEN	SOUTHBEND	TV65 / 125G - P36N - BBB	
A7	1	GRIDDLE / OVEN	SOUTHBEND	TV65 / 125G - P36N - 606	
A8	1	WORK TABLE	ADVANCE TABCO	TMS - 305	SQUARE EDGE, 30" X 60" X 36" H.
A9	1	FRYER - COUNTER TOP	WELLS	LLF - 14	
A10	1	MICROWAVE STEAMER	PANASONIC	NE - 2180	
A11	1	MIXER TABLE	ADVANCE TABCO	MX - 55 - 242 24 X 24	
A12	1	20 QT BENCH MIXER	GLOBE	SP - 20	
A13	1	INGREDIENT BINS	CHANNEL MANUFACTURING	123P	
A14	1	WORK TABLE	CUSTOM	30" D X 96" L X 36" H	
A15	1	BUN PAN RACK	CHANNEL MANUFACTURING	UTR - 12	
A16	1	FOOD PROCESSOR	ROBOT COUPE USA	R502	
A17	1	WORK TABLE	CUSTOM	30" D X 96" L X 36" H	IV INTEGRAL 20"X20"X12" SINK AND FAUCET
A18	1	PORTION CONTROL SCALE	DETECTO	AP 60	
B1	1	DISH TABLE - CLEAN	CUSTOM		
B2	1	WARE WASHER	HOBART US FOOD SERVICE	AM 15 VLT	
B3	1	DISH TABLE - WITH SCRAP SINK AND 3 COMPARTMENT SINK	CUSTOM		
B4	2	HAND SINK	ADVANCE TABCO		
C1	1	SWING DOOR FREEZER	TRUE	TS43F	6 ADDITIONAL SHELVES
C2	1	REACH-IN REFRIGERATOR	TRUE	T - 23HC	5 ADDITIONAL SHELVES
C3	2	SHELVING; CHROME WIRE	AMCO	18" X 42"	14" H. STARTER
C4	3	SECURITY CASE SHELVING	CROWN BRANDS	10004	
D1	8	WORK TABLE	ADVANCE TABCO	TMS - 245 TA - 22	SQUARE EDGE, 3 COAT HOOKS, 36" H.
D2	1	WORK TABLE	ADVANCE TABCO	TMS - 245 TA - 22	SQUARE EDGE, 3 COAT HOOKS, 34" H.
E1	1	HAND SINK	ADVANCE TABCO	T - PS - 60	
E2	1	ELECTRIC RESIDENTIAL RANGE / OVEN W/ CERAMIC TOP	WHIRLPOOL CORPORATION	WEE510S0FS	
E3	2	ELECTRIC RESIDENTIAL RANGE / OVEN W/ COIL BURNERS	WHIRLPOOL CORPORATION	WEG310S0FS	
E4	2	GAS RESIDENTIAL RANGE / OVEN	WHIRLPOOL CORPORATION	WFG515S0ES	
E5	5	HOOD	OTHER TRADES	3' - 0" X 2' - 6" CAPTURE AREA	
E6	1	ICE MAKER, UNDER-COUNTER TYPE	SCOTSMAN ICE SYSTEMS	SCGFS0MA-15U-KDPS-KKFF-KATB	S.S. DOOR FRONT KIT ANTI-TIP BRACKET AND KICK PLATE
F1	1	REFRIGERATOR	WHIRLPOOL CORPORATION	WRF5355KHZ	
F2	1	GAS RESIDENTIAL RANGE WITH DOUBLE OVEN	WHIRLPOOL CORPORATION	WEG749S0FS	
F3	1	DISHWASHER	WHIRLPOOL CORPORATION	WDF550S0AFS	
F4	1	CLOTHES WASHER	WHIRLPOOL CORPORATION	WFW42HEFG	
F5	1	CLOTHES DRYER	WHIRLPOOL CORPORATION	WED42HEFG	
F6	1	HOOD	OTHER TRADES	3' - 0" X 2' - 6" CAPTURE AREA	
F7	1	MICROWAVE	WHIRLPOOL CORPORATION	WMC30516HZ	



BBN
BBN ARCHITECTS INC
228 POYNTZ AVENUE
MANHATTAN, KANSAS 66502
PH: 785-776-4912 - FAX: 785-776-0944
WWW.BBNARCHITECTS.COM

Information provided on the drawings regarding existing conditions has been obtained from the best source available, but cannot be guaranteed in all respects. Contractor shall verify all such information prior to proceeding with any new work that may be affected. Include as part of the contract all work required to produce the indicated result. All drawings and written material appearing herein constitute the original and unpublished work of the Architect, and same may not be duplicated, used or disclosed without the written consent of the Architect.

1	ADDENDUM 1	3-29-18
REV	DESC	DATE

Project Number: **16036**
Date: **3/23/18**

Project Name:
USD 320 WAMEGO HIGH SCHOOL IMPROVEMENTS

Project Address:
**801 LICNOLN AVENUE
WAMEGO, KS 66547**

Sheet Title:
**FACS
EQUIPMENT
PLAN**

Sheet:
FS1.01